

Informes técnicos / Vol. 6, n° 206

ISSN 2545-6636



**Comercio exterior**  
Vol. 6, n° 18



# Argentine Foreign Trade Statistics

Preliminary data for the first nine months of 2022



Ministerio de Economía  
Argentina

Instituto Nacional de  
Estadística y Censos  
República Argentina

**indec**

# Informes técnicos. Vol. 6, nº 206

ISSN 2545-6636

## Comercio exterior. Vol. 6, nº 18

Argentine Foreign Trade Statistics

Preliminary data for the first nine months of 2022

ISSN 2545-6644

National Institute of Statistics and Censuses (INDEC)

This document has been filed in compliance with Act 11723

**Director:** Marco Lavagna

**Technical Director:** Pedro Ignacio Lines

**Management Director:** Santiago Tettamanti

**General Directorate of Dissemination and Communication:**

María Silvina Viazzi

**Graphic Production and Editorial Coordination Unit:** Marcelo Costanzo

This technical report was produced by the work teams of:

**National Directorate of External Sector Statistics and International Accounts**

Silvia Alejandra Amiel

**Directorate of Foreign Trade Statistics**

María Inés Dalton



This publication is under a Creative Commons license.  
Reproduction is permitted, provided the source is cited.

Buenos Aires, November 2022

### Conventional signs:

- \* Provisional data
- e Data estimated by extrapolation or projection
- i Data estimated by imputation
- u Low reliability
- Absolute zero
- . Data not recorded
- ... Data not available when results were presented
- /// Data should not be presented
- s Data confidential under statistical secrecy legislation

### INDEC Publications

Publications edited by the National Institute of Statistics and Censuses can be accessed at the Institute's website [www.indec.gob.ar](http://www.indec.gob.ar) and at the Statistical Service Centre at Av. Presidente Julio A. Roca 609 C1067ABB, Ciudad Autónoma de Buenos Aires, Argentina. Opening hours are from 9.30am to 4.00pm.

They can also be requested by calling the following phone number:

(54-11) 5031-4632

Email: [ces@indec.gob.ar](mailto:ces@indec.gob.ar)

Website: [www.indec.gob.ar](http://www.indec.gob.ar)

Twitter: [@INDECArgentina](https://twitter.com/INDECArgentina)

Facebook: [/INDECArgentina](https://www.facebook.com/INDECArgentina)

Instagram: [@indecargentina](https://www.instagram.com/indecargentina)

Spotify: [/INDECArgentina](https://open.spotify.com/playlist/INDECArgentina)

Annual advance release calendar:

<https://www.indec.gob.ar/indec/web/Calendario-EnglishCalendar>

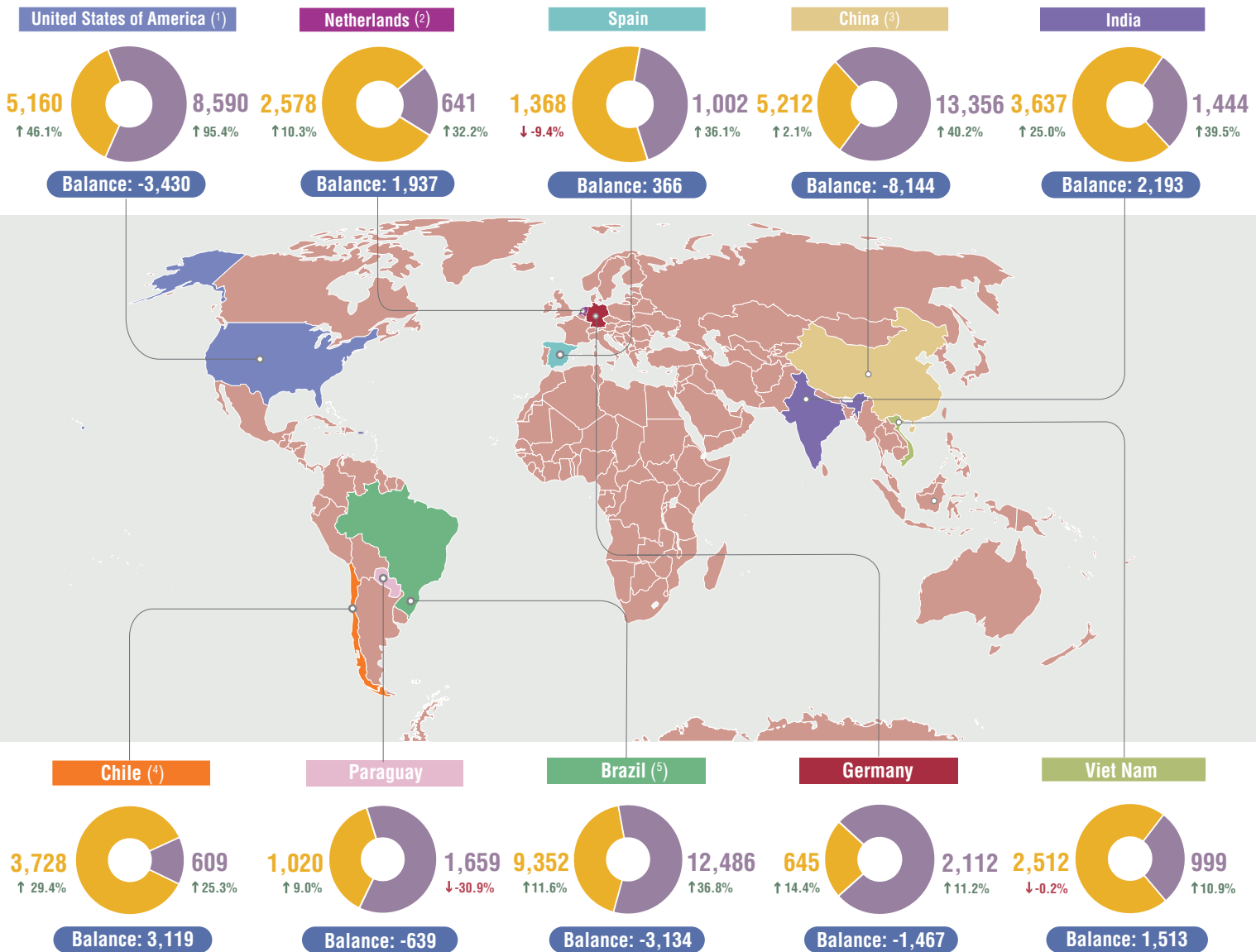
| Table of contents  | Page      |
|--|-----------|
| <b>Executive summary</b> .....   | <b>3</b>  |
| <b>Introduction</b> .....  | <b>4</b>  |
| <b>Overview</b> .....  | <b>5</b>  |
| <b>Graphs</b>  |           |
| Graph 1. Exports, in millions of dollars. January 2012-September 2022 .....  | 4         |
| Graph 2. Imports, in millions of dollars. January 2012-September 2022.....   | 4         |
| Graph 3. Merchandise trade balance, for the first nine months in millions of dollars .....                                 | 5         |
| Graph 4. Merchandise trade balance by main economic areas, for the nine months of 2022, in millions of dollars.....        | 5         |
| Graph 5. Exports by sections of the Harmonized System (HS) code, percentage share, for the first nine months of 2022 ..... | 5         |
| Graph 6. Imports by sections of the Harmonized System (HS) code, percentage share, for the first nine months of 2022 ..... | 5         |
| <b>Tables</b>  |           |
| Table 1. Argentine foreign trade by economic areas .....   | 6         |
| Table 2. Exports and imports by country, percentage share .....  | 6         |
| Table 3. Exports and imports by country and continent .....  | 7         |
| Table 4. Exports and imports by sections of the Harmonized System (HS) code, percentage share .....                        | 12        |
| Table 5. Exports and imports by sections and chapters of the Harmonized System (HS) code.....                              | 13        |
| Table 6. Exports by main groups of commodities according to the Harmonized System (HS) code.....                           | 17        |
| Table 7. Imports by main groups of commodities according to the Harmonized System (HS) code.....                           | 18        |
| <b>Economic areas</b> .....  | <b>20</b> |



# Argentine Foreign Trade Statistics

Preliminary data for the first nine months of 2022

## Executive summary



■ Exports in millions of dollars ■ Imports in millions of dollars

↑ ↓ = Year-on-year percentage change

<sup>(1)</sup> Including Puerto Rico and territories linked to the United States of America.

<sup>(2)</sup> Including Port of Rotterdam, transit to other countries.

<sup>(3)</sup> Including Hong Kong and Macao.

<sup>(4)</sup> Including free trade zone Iquique and free trade zone Punta Arenas.

<sup>(5)</sup> Including free trade zone Manaus.

Source: INDEC, National Directorate of External Sector Statistics and International Accounts.

## Introduction

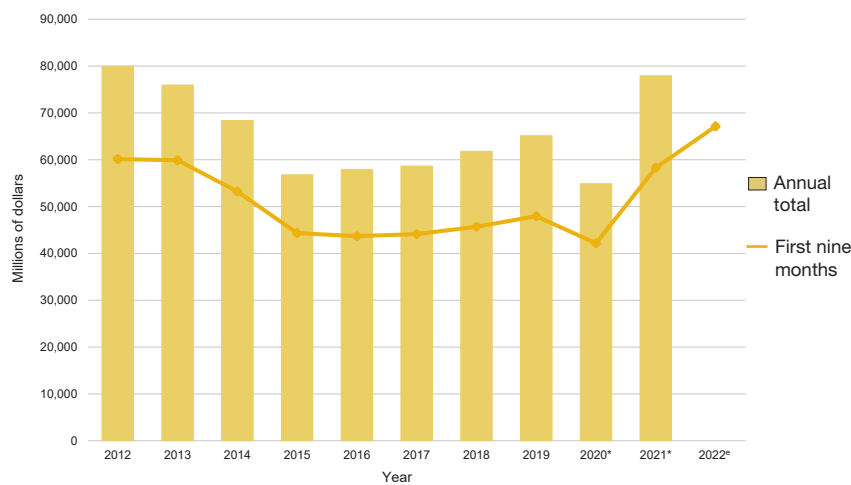
The National Institute of Statistics and Censuses (INDEC) presents the Argentine Foreign Trade Statistics publication with the aim of disseminating information on merchandise exports and imports classified by country.

This publication has been prepared to concisely describe Argentine foreign trade and provide up to date information to the global community.

This publication is available on a quarterly basis: in February, May, August, and November. This edition includes data for the first nine months of 2021\* and 2022\*.

Read the methodology at: [https://www.indec.gov.ar/ftp/cuadros/economia/metod\\_arg\\_foreign\\_trade.pdf](https://www.indec.gov.ar/ftp/cuadros/economia/metod_arg_foreign_trade.pdf).

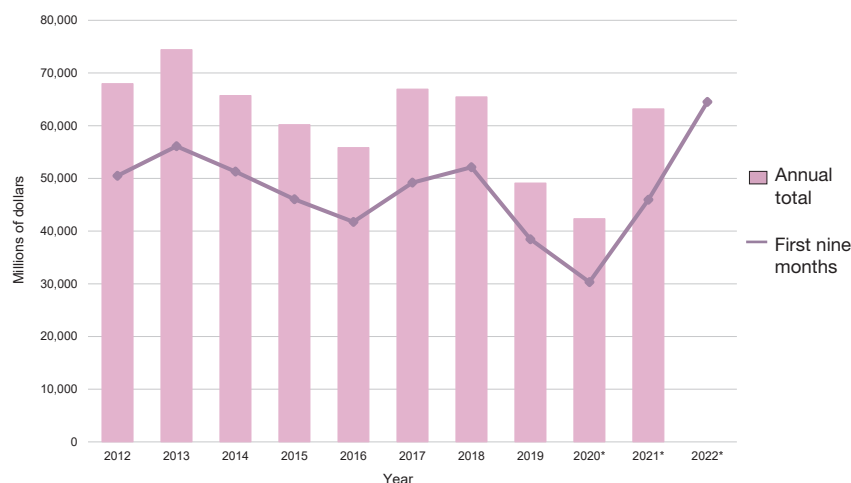
**Graph 1. Exports, in millions of dollars. January 2012-September 2022**



**Note:** totals may not match partial sums due to the effect of rounding.

**Source:** INDEC, National Directorate of External Sector Statistics and International Accounts.

**Graph 2. Imports, in millions of dollars. January 2012-September 2022**



**Note:** totals may not match partial sums due to the effect of rounding.

**Source:** INDEC, National Directorate of External Sector Statistics and International Accounts.

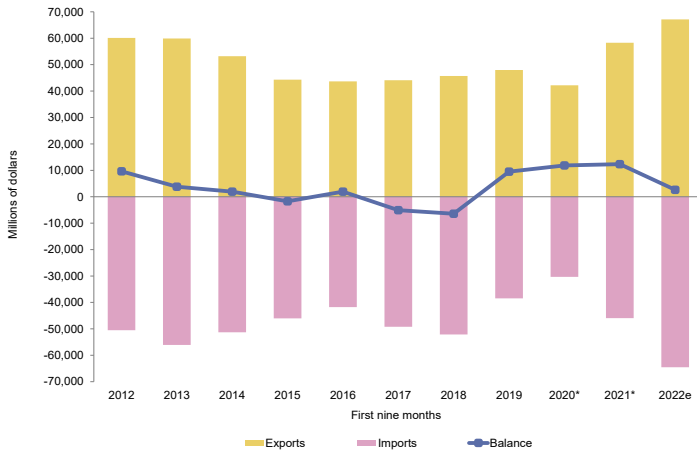
### Other similar and complementary publications:

- *Anuario de Comercio Exterior Argentino*
- *Anuario Estadístico de la República Argentina*
- *INDEC Informa*
- *Índices de precios y cantidades del comercio exterior*
- *Intercambio comercial argentino*
- *Complejos exportadores*
- *Origen provincial de las exportaciones*

## Overview

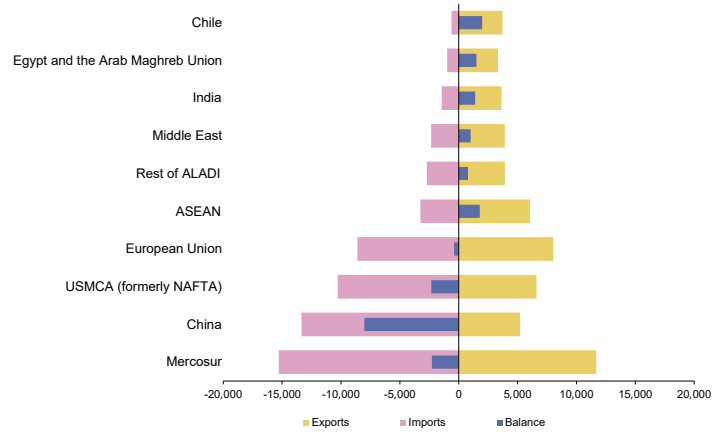
For the first nine months of 2022, Argentina's merchandise exports increased by 15.2% and reached 67,131 million dollars, while its merchandise imports increased substantially by 40.4% and reached 64,520 million dollars. The merchandise trade balance recorded a moderate surplus of 2,611 millions of dollars.

**Graph 3. Merchandise trade balance for the first nine months, in millions of dollars**



Source: INDEC, National Directorate of External Sector Statistics and International Accounts.

**Graph 4. Merchandise trade balance by main economic areas for the first nine months of 2022, in millions of dollars**



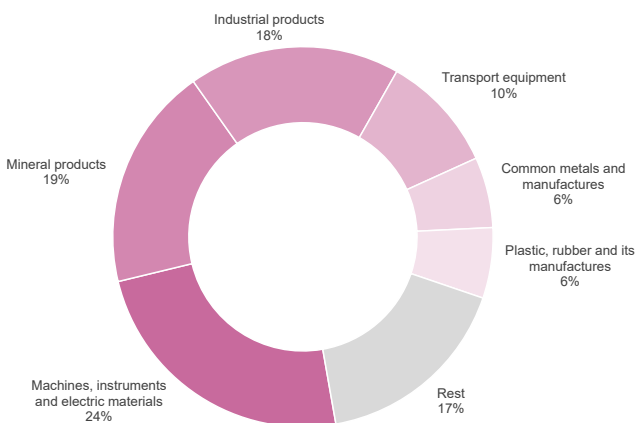
## Exports profile

For the first nine months of 2022, the top three HS sections for merchandise exports were Vegetable products (section II), Foodstuffs, beverages and tobacco (section IV) and Fats and oils (section III), representing respectively 26%, 18% and 11% of exported goods (See Table 4).

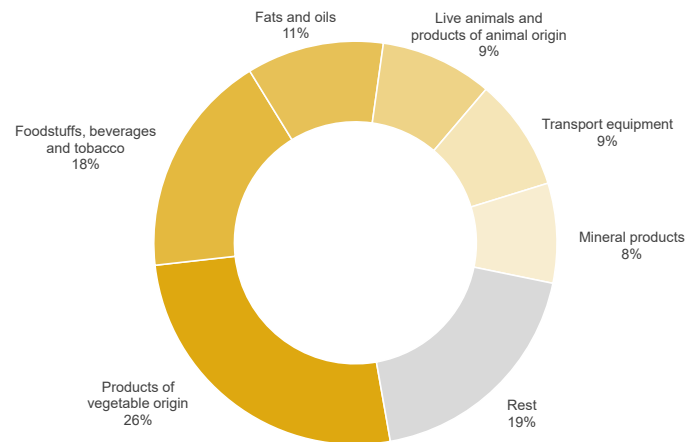
The three largest export commodities were Oilcake and other solid residues, whether or not ground or in the form of pellets, resulting from the extraction of soya-bean oil (HS code 230400), Maize (excluding seed for sowing) (100590) and Crude soya-bean oil, whether or not degummed (150710) (See Table 6).

In addition, the top three destinations for merchandise exports were Brazil, China and the United States, accounting respectively for 14%, 8% and 8% of total exports (See Table 2).

**Graph 6. Imports by sections of the Harmonized System (HS) code, percentage share, for the first nine months of 2022**



**Graph 5. Exports by sections of the Harmonized System (HS) code, percentage share, for the first nine months of 2022**



## Imports profile

Machines, instruments and electric materials (section XVI), Mineral products (sections V), and Industrial products (section VI) were the largest commodity groups for imports in the first nine months of 2022, representing respectively 24%, 19% and 18% of imported goods (See Table 4).

The largest import commodities were Medium oils and preparations, of petroleum or bituminous minerals, not containing biodiesel, n.e.s. (code 271019), Petroleum gases and other gaseous hydrocarbons (271111 and 271121) and Soya beans, whether or not broken (120190) (see Table 7), representing respectively 8%, 6% and 3% of imported goods.

The top three partners for merchandise imports were China, Brazil and the United States, accounting respectively for 21%, 19% and 13% of total imports (See Table 2).

**Table 1. Argentine foreign trade by economic areas**

| Economic areas                   | Exports (FOB)                              |  |                                | Imports (CIF)                              |  |                                | Balance                                    |  |
|----------------------------------|--|--|--------------------------------|--|--|--------------------------------|--|--|
|                                  | Cumulative value Jan-Sep 2022 <sup>e</sup> | Cumulative value Jan-Sep 2021 <sup>*</sup> | Year-on-year percentage change | Cumulative value Jan-Sep 2022 <sup>*</sup> | Cumulative value Jan-Sep 2021 <sup>*</sup> | Year-on-year percentage change | Cumulative value Jan-Sep 2022 <sup>*</sup> | Cumulative value Jan-Sep 2021 <sup>*</sup> |
|                                  | Thousands of dollars                       |  | %                              | Thousands of dollars                       |  | %                              | Thousands of dollars                       |  |
| <b>Total</b>                     | <b>67,131,210</b>                          | <b>58,293,494</b>                          | <b>15.2</b>                    | <b>64,520,003</b>                          | <b>45,953,752</b>                          | <b>40.4</b>                    | <b>2,611,207</b>                           | <b>12,339,742</b>                          |
| Mercosur                         | 11,689,752                                 | 10,430,547                                 | 12.1                           | 15,276,483                                 | 11,927,101                                 | 28.1                           | -3,586,731                                 | -1,496,554                                 |
| Chile <sup>(1)</sup>             | 3,728,035                                  | 2,882,255                                  | 29.4                           | 609,282                                    | 486,290                                    | 25.3                           | 3,118,753                                  | 2,395,965                                  |
| Rest of ALADI                    | 3,921,746                                  | 3,320,179                                  | 18.1                           | 2,703,259                                  | 1,420,943                                  | 90.2                           | 1,218,487                                  | 1,899,236                                  |
| SICA                             | 1,106,817                                  | 775,177                                    | 42.8                           | 24,615                                     | 17,674                                     | 38.9                           | 1,082,202                                  | 757,503                                    |
| USMCA (formerly NAFTA)           | 6,617,129                                  | 4,523,786                                  | 46.3                           | 10,279,287                                 | 5,752,295                                  | 78.7                           | -3,662,158                                 | -1,228,509                                 |
| European Union <sup>(2)</sup>    | 8,030,777                                  | 7,565,206                                  | 6.2                            | 8,604,475                                  | 6,698,804                                  | 28.4                           | -573,698                                   | 866,402                                    |
| United Kingdom <sup>(3)</sup>    | 495,663                                    | 629,344                                    | -21.1                          | 507,373                                    | 394,940                                    | 28.4                           | -11,710                                    | 234,404                                    |
| Switzerland                      | 825,778                                    | 740,215                                    | 11.6                           | 474,635                                    | 402,331                                    | 18.2                           | 351,143                                    | 337,884                                    |
| CIS                              | 399,269                                    | 616,653                                    | -35.3                          | 379,780                                    | 588,854                                    | -35.5                          | 19,489                                     | 27,799                                     |
| ASEAN                            | 6,060,121                                  | 5,771,765                                  | 5.0                            | 3,250,632                                  | 2,867,861                                  | 13.4                           | 2,809,489                                  | 2,903,904                                  |
| China <sup>(4)</sup>             | 5,212,057                                  | 5,106,886                                  | 2.1                            | 13,356,421                                 | 9,524,025                                  | 40.2                           | -8,144,364                                 | -4,417,139                                 |
| Republic of Korea                | 1,576,027                                  | 1,214,843                                  | 29.7                           | 566,300                                    | 464,054                                    | 22.0                           | 1,009,727                                  | 750,789                                    |
| Japan                            | 658,170                                    | 566,349                                    | 16.3                           | 887,068                                    | 859,071                                    | 3.3                            | -228,898                                   | -292,722                                   |
| India                            | 3,637,051                                  | 2,909,793                                  | 25.0                           | 1,444,462                                  | 1,035,338                                  | 39.5                           | 2,192,589                                  | 1,874,455                                  |
| Middle East                      | 3,913,908                                  | 3,789,262                                  | 3.3                            | 2,346,032                                  | 1,114,171                                  | 110.6                          | 1,567,876                                  | 2,675,091                                  |
| Egypt and the Arab Maghreb Union | 3,332,187                                  | 3,351,675                                  | -0.6                           | 983,818                                    | 659,487                                    | 49.3                           | 2,348,369                                  | 2,692,188                                  |
| SACU                             | 377,373                                    | 338,323                                    | 11.5                           | 156,792                                    | 156,086                                    | 0.6                            | 220,581                                    | 182,237                                    |
| Oceania                          | 658,833                                    | 582,369                                    | 13.2                           | 399,725                                    | 205,088                                    | 95.1                           | 259,108                                    | 377,281                                    |
| Others                           | 4,890,517                                  | 3,178,867                                  | 53.9                           | 2,269,564                                  | 1,379,339                                  | 64.6                           | 2,620,953                                  | 1,799,528                                  |

(1) Including free trade zone Iquique and free trade zone Punta Arenas.

(2) As of February 2020, the European Union consists of 27 member states. The data for the United Kingdom are presented separately.

(3) Including Northern Ireland.

(4) Including Hong Kong and Macao.

Source: INDEC, National Directorate of External Sector Statistics and International Accounts.

**Table 2. Exports and imports by country, percentage share**

| Country of destination   | Exports (FOB)                              |  | Country of origin                | Imports (CIF)                              |  |
|--------------------------|--|--|----------------------------------|--|--|
|                          | Cumulative value Jan-Sep 2022 <sup>e</sup> | Cumulative value Jan-Sep 2021 <sup>*</sup> |                                  | Cumulative value Jan-Sep 2022 <sup>*</sup> | Cumulative value Jan-Sep 2021 <sup>*</sup> |
|                          | %  |  |                                  | %  |  |
| <b>Total</b>             | <b>100</b>                                 | <b>100</b>                                 | <b>Total</b>                     | <b>100</b>                                 | <b>100</b>                                 |
| Brazil                   | 14   | 14   | China                            | 21   | 21   |
| China                    | 8  | 9  | Brazil                           | 19   | 20   |
| United States of America | 8  | 6  | United States of America         | 13   | 9  |
| Chile                    | 6  | 5  | Germany                          | 3  | 4  |
| India                    | 5  | 5  | Bolivia (Plurinational State of) | 3  | 2  |
| Netherlands              | 4  | 4  | Paraguay                         | 3  | 5  |
| Viet Nam                 | 4  | 4  | India                            | 2  | 2  |
| Peru                     | 3  | 2  | Thailand                         | 2  | 2  |
| Indonesia                | 2  | 2  | Mexico                           | 2  | 2  |
| Korea, Republic of       | 2  | 2  | Italy                            | 2  | 2  |
| Others                   | 45   | 46   | Others                           | 30   | 30   |

Note: totals may not match partial sums due to the effect of rounding.

Source: INDEC, National Directorate of External Sector Statistics and International Accounts.

**Table 3. Exports and imports by country and continent**

| Continent, country, or non-independent territory (1) | Exports (FOB)                              |  |                                | Imports (CIF)                              |  |                                | Balance                                    |  |
|--|--|--|--------------------------------|--|--|--------------------------------|--|--|
|  | Cumulative value Jan-Sep 2022 <sup>e</sup> | Cumulative value Jan-Sep 2021 <sup>*</sup> | Year-on-year percentage change | Cumulative value Jan-Sep 2022 <sup>*</sup> | Cumulative value Jan-Sep 2021 <sup>*</sup> | Year-on-year percentage change | Cumulative value Jan-Sep 2022 <sup>*</sup> | Cumulative value Jan-Sep 2021 <sup>*</sup> |
|  | Thousands of dollars                       |  | %                              | Thousands of dollars                       |  | %                              | Thousands of dollars                       |  |
| <b>Total</b>   | <b>67,131,208</b>                          | <b>58,293,494</b>                          | <b>15.2</b>                    | <b>64,520,005</b>                          | <b>45,953,750</b>                          | <b>40.4</b>                    | <b>2,611,203</b>                           | <b>12,339,744</b>                          |
| <b>Africa</b>  | <b>5,486,135</b>                           | <b>4,655,145</b>                           | <b>17.9</b>                    | <b>1,483,365</b>                           | <b>871,669</b>                             | <b>70.2</b>                    | <b>4,002,771</b>                           | <b>3,783,476</b>                           |
| Algeria  | 1,287,341                                  | 1,079,218                                  | 19.3                           | 180,989                                    | 45,606                                     | 296.9                          | 1,106,351                                  | 1,033,612                                  |
| Angola   | 117,054                                    | 48,594                                     | 140.9                          | -  | 8,771                                      | -100.0                         | 117,054                                    | 39,823                                     |
| Benin  | 4,335                                      | 3,067                                      | 41.3                           | 34   | 26   | 30.8                           | 4,301                                      | 3,042                                      |
| Botswana   | s  | -  | s                              | 0  | -  | ///                            | s  | -  |
| Burkina Faso   | 9,165                                      | 538  | ///                            | 26   | 21   | 23.8                           | 9,139                                      | 517  |
| Burundi  | 8,070                                      | s  | s                              | -  | 4  | -100.0                         | 8,070                                      | s  |
| Cabo Verde   | 10,919                                     | 6,065                                      | 80.0                           | -  | -  | -                              | 10,919                                     | 6,065                                      |
| Cameroon   | 117,435                                    | 21,809                                     | 438.5                          | 216  | 229  | -5.7                           | 117,219                                    | 21,580                                     |
| Central African Republic                             | s  | s  | s                              | 0  | 0  | 45.1                           | s  | s  |
| Comoros, the   | s  | 251  | s                              | 18   | 24   | -25.0                          | s  | 227  |
| Congo, the   | 67,173                                     | 16,289                                     | 312.4                          | 27,832                                     | 28,957                                     | -3.9                           | 39,341                                     | -12,668                                    |
| Côte d'Ivoire  | 116,543                                    | 77,518                                     | 50.3                           | 1,267                                      | 8,180                                      | -84.5                          | 115,276                                    | 69,338                                     |
| Democratic Republic of the Congo                     | 24,583                                     | 4,235                                      | 480.5                          | 0  | 0  | -34.6                          | 24,582                                     | 4,235                                      |
| Djibouti   | 1,579                                      | 1,347                                      | 17.2                           | -  | 0  | -100.0                         | 1,579                                      | 1,347                                      |
| Egypt  | 818,403                                    | 1,433,643                                  | -42.9                          | 384,534                                    | 364,026                                    | 5.6                            | 433,868                                    | 1,069,617                                  |
| Equatorial Guinea                                    | 1,560                                      | 3,798                                      | -58.9                          | 195,727                                    | -  | ///                            | -194,167                                   | 3,798                                      |
| Eritrea  | -  | -  | -                              | 1  | 0  | ///                            | -1   | 0  |
| Eswatini   | s  | s  | s                              | 12   | 11   | 9.1                            | s  | s  |
| Ethiopia   | 47,064                                     | 55   | ///                            | 209  | 403  | -48.1                          | 46,855                                     | -348                                       |
| Gabon  | 4,291                                      | 4,334                                      | -1.0                           | 650  | 380  | 71.1                           | 3,641                                      | 3,954                                      |
| Gambia   | 17,881                                     | 12,960                                     | 38.0                           | 2  | 0  | ///                            | 17,879                                     | 12,960                                     |
| Ghana  | 102,155                                    | 60,285                                     | 69.5                           | 1,888                                      | 1,509                                      | 25.1                           | 100,267                                    | 58,776                                     |
| Guinea   | 6,723                                      | 17,541                                     | -61.7                          | 1  | 2  | -50.0                          | 6,722                                      | 17,539                                     |
| Guinea-Bissau  | s  | s  | s                              | -  | -  | -                              | s  | s  |
| Kenya  | 146,371                                    | 51,646                                     | 183.4                          | 527  | 390  | 35.1                           | 145,844                                    | 51,255                                     |
| Lesotho  | -  | -  | -                              | 7  | 43   | -83.7                          | -7   | -43  |
| Liberia  | 2,406                                      | 2,799                                      | -14.0                          | -  | -  | -                              | 2,406                                      | 2,799                                      |
| Libya  | 121,798                                    | 107,397                                    | 13.4                           | 0  | -  | ///                            | 121,798                                    | 107,397                                    |
| Madagascar   | 60,503                                     | 25,898                                     | 133.6                          | 1,397                                      | 1,357                                      | 2.9                            | 59,106                                     | 24,541                                     |
| Malawi   | 11,654                                     | 369  | ///                            | 372  | 28   | ///                            | 11,282                                     | 341  |
| Mali   | 15,567                                     | 6,709                                      | 132.0                          | 1  | 8  | -87.5                          | 15,566                                     | 6,701                                      |
| Mauritania   | 110,548                                    | 26,063                                     | 324.2                          | 1  | -  | ///                            | 110,547                                    | 26,063                                     |
| Mauritius  | 57,054                                     | 48,186                                     | 18.4                           | 309  | 167  | 85.0                           | 56,746                                     | 48,019                                     |
| Morocco  | 816,119                                    | 560,509                                    | 45.6                           | 402,173                                    | 239,123                                    | 68.2                           | 413,946                                    | 321,387                                    |
| Mozambique   | 214,312                                    | 179,016                                    | 19.7                           | 332  | 1,497                                      | -77.8                          | 213,980                                    | 177,519                                    |
| Namibia  | 627  | 758  | -17.3                          | 2  | 6  | -66.7                          | 625  | 752  |
| Niger  | 4,213                                      | 2,478                                      | 70.0                           | 5  | 10   | -50.0                          | 4,209                                      | 2,468                                      |
| Nigeria  | 274,639                                    | 145,361                                    | 88.9                           | 109,959                                    | 2,605                                      | ///                            | 164,680                                    | 142,756                                    |
| Rwanda   | 14,958                                     | 3,721                                      | 302.0                          | 0  | 6  | -97.2                          | 14,958                                     | 3,715                                      |
| Senegal  | 197,012                                    | 121,643                                    | 62.0                           | 1  | 1  | -                              | 197,011                                    | 121,642                                    |
| Sierra Leone   | 1,365                                      | 2,121                                      | -35.6                          | 49   | 15   | 226.7                          | 1,316                                      | 2,106                                      |
| Somalia  | s  | 334  | s                              | 1,037                                      | 791  | 31.1                           | s  | -457                                       |
| South Africa   | 376,451                                    | 337,423                                    | 11.6                           | 156,771                                    | 156,025                                    | 0.5                            | 219,679                                    | 181,398                                    |
| South Sudan  | 425  | s  | s                              | -  | -  | -                              | 425  | s  |
| Sudan  | 580  | 1,894                                      | -69.4                          | 419  | 148  | 183.1                          | 161  | 1,746                                      |
| Territories linked to France                         | 4,676                                      | 3,498                                      | 33.7                           | -  | -  | -                              | 4,676                                      | 3,498                                      |
| Territories linked to Spain                          | s  | -  | s                              | -  | -  | -                              | s  | -  |
| Togo   | 10,387                                     | 29,686                                     | -65.0                          | -  | 0  | -100.0                         | 10,387                                     | 29,686                                     |

(continued)

**Table 3.** (continuation)

| Continent, country, or non-independent territory <sup>(1)</sup> | Exports (FOB)                              |  |                                | Imports (CIF)                              |  |                                | Balance                                    |  |
|---|--|--|--------------------------------|--|--|--------------------------------|--|--|
|   | Cumulative value Jan-Sep 2022 <sup>e</sup> | Cumulative value Jan-Sep 2021 <sup>*</sup> | Year-on-year percentage change | Cumulative value Jan-Sep 2022 <sup>*</sup> | Cumulative value Jan-Sep 2021 <sup>*</sup> | Year-on-year percentage change | Cumulative value Jan-Sep 2022 <sup>*</sup> | Cumulative value Jan-Sep 2021 <sup>*</sup> |
|   | Thousands of dollars                       |  | %                              | Thousands of dollars                       |  | %                              | Thousands of dollars                       |  |
| Tunisia   | 177,978                                    | 144,845                                    | 22.9                           | 16,120                                     | 10,733                                     | 50.2                           | 161,858                                    | 134,112                                    |
| Uganda  | 42,148                                     | 36,355                                     | 15.9                           | 41   | 55   | -25.5                          | 42,107                                     | 36,300                                     |
| United Republic of Tanzania                                     | 56,645                                     | 19,406                                     | 191.9                          | 87   | 205  | -57.6                          | 56,559                                     | 19,202                                     |
| Zambia  | 330  | 1,285                                      | -74.3                          | -  | 176  | -100.0                         | 330  | 1,109                                      |
| Zimbabwe  | 3,009                                      | 2,311                                      | 30.2                           | 330  | 84   | 292.9                          | 2,679                                      | 2,227                                      |
| Others  | -  | 83   | -100.0                         | 18   | 45   | -60.0                          | -18  | 38   |
| <b>America</b>  | <b>27,251,677</b>                          | <b>22,025,767</b>                          | <b>23.7</b>                    | <b>29,076,244</b>                          | <b>19,720,566</b>                          | <b>47.4</b>                    | <b>-1,824,567</b>                          | <b>2,305,201</b>                           |
| Antigua and Barbuda   | 634  | 237  | 167.5                          | 2  | 0  | ///                            | 632  | 237  |
| Aruba   | 1,158                                      | 1,053                                      | 10.0                           | 1  | -  | ///                            | 1,157                                      | 1,053                                      |
| Bahamas   | 1,163                                      | 894  | 30.1                           | 9  | 2  | 350.0                          | 1,154                                      | 892  |
| Barbados  | 899  | 272  | 230.5                          | 73   | 19   | 284.2                          | 827  | 254  |
| Belize  | 1,429                                      | 761  | 87.8                           | 2  | 6  | -66.7                          | 1,427                                      | 754  |
| Bolivia (Plurinational state of)                                | 409,948                                    | 420,740                                    | -2.6                           | 1,791,697                                  | 806,156                                    | 122.3                          | -1,381,749                                 | -385,416                                   |
| Bonaire, Sint Eustatius and Saba                                | 106,459                                    | 50,522                                     | 110.7                          | -  | -  | -                              | 106,459                                    | 50,522                                     |
| Brazil  | 9,351,846                                  | 8,382,405                                  | 11.6                           | 12,448,029                                 | 9,088,121                                  | 37.0                           | -3,096,184                                 | -705,716                                   |
| Free trade zone Manaus (Brazil)                                 | 401  | 941  | -57.4                          | 38,322                                     | 39,810                                     | -3.7                           | -37,920                                    | -38,869                                    |
| Canada  | 623,343                                    | 488,434                                    | 27.6                           | 383,883                                    | 327,577                                    | 17.2                           | 239,460                                    | 160,857                                    |
| Chile   | 3,726,749                                  | 2,881,136                                  | 29.3                           | 609,282                                    | 486,290                                    | 25.3                           | 3,117,467                                  | 2,394,847                                  |
| Free trade zone Iquique (Chile)                                 | s  | s  | s                              | -  | -  | -                              | s  | s  |
| Free trade zone Punta Arenas (Chile)                            | 1,280                                      | 977  | 31.0                           | -  | -  | -                              | 1,280                                      | 977  |
| Colombia  | 1,005,032                                  | 869,046                                    | 15.6                           | 388,827                                    | 260,227                                    | 49.4                           | 616,206                                    | 608,818                                    |
| Costa Rica  | 113,988                                    | 66,297                                     | 71.9                           | 14,699                                     | 9,894                                      | 48.6                           | 99,289                                     | 56,403                                     |
| Free trade zone Coyoil Alajuela (Costa Rica)                    | s  | -  | s                              | 440  | -  | ///                            | s  | -  |
| Cuba  | 205,971                                    | 252,618                                    | -18.5                          | 3,621                                      | 4,565                                      | -20.7                          | 202,350                                    | 248,054                                    |
| Curaçao   | 7,877                                      | 4,970                                      | 58.5                           | 137  | 142  | -3.5                           | 7,740                                      | 4,828                                      |
| Dominica  | 617  | 197  | 213.2                          | 7  | 6  | 16.7                           | 610  | 191  |
| Dominican Republic  | 387,524                                    | 259,205                                    | 49.5                           | 4,169                                      | 3,546                                      | 17.6                           | 383,355                                    | 255,659                                    |
| Ecuador   | 499,367                                    | 353,221                                    | 41.4                           | 277,022                                    | 219,508                                    | 26.2                           | 222,345                                    | 133,713                                    |
| El Salvador   | 43,596                                     | 42,464                                     | 2.7                            | 931  | 418  | 122.7                          | 42,665                                     | 42,047                                     |
| Grenada   | 442  | 307  | 44.0                           | 573  | 755  | -24.1                          | -132                                       | -448                                       |
| Guatemala   | 226,117                                    | 190,787                                    | 18.5                           | 2,582                                      | 2,204                                      | 17.2                           | 223,534                                    | 188,583                                    |
| Guyana  | 4,703                                      | 3,557                                      | 32.2                           | 5  | 0  | ///                            | 4,697                                      | 3,557                                      |
| Haiti   | 23,086                                     | 8,365                                      | 176.0                          | 109  | 91   | 19.8                           | 22,978                                     | 8,274                                      |
| Honduras  | 69,616                                     | 46,892                                     | 48.5                           | 1,168                                      | 1,212                                      | -3.6                           | 68,448                                     | 45,680                                     |
| Jamaica   | 20,114                                     | 7,397                                      | 171.9                          | 30,194                                     | 25   | ///                            | -10,080                                    | 7,372                                      |
| Mexico  | 833,838                                    | 503,248                                    | 65.7                           | 1,305,018                                  | 1,027,350                                  | 27.0                           | -471,180                                   | -524,102                                   |
| Nicaragua   | 96,349                                     | 53,983                                     | 78.5                           | 435  | 268  | 62.3                           | 95,914                                     | 53,715                                     |
| Panama  | 160,969                                    | 101,115                                    | 59.2                           | 628  | 127  | 394.5                          | 160,341                                    | 100,988                                    |
| Free trade zone Colon (Panama)                                  | 7,229                                      | 13,675                                     | -47.1                          | -  | 0  | -100.0                         | 7,229                                      | 13,674                                     |
| Paraguay  | 1,019,909                                  | 936,294                                    | 8.9                            | 1,659,414                                  | 2,401,269                                  | -30.9                          | -639,505                                   | -1,464,975                                 |
| Peru  | 1,801,428                                  | 1,424,554                                  | 26.5                           | 242,092                                    | 130,487                                    | 85.5                           | 1,559,335                                  | 1,294,067                                  |
| Saint Kitts and Nevis   | 75   | s  | s                              | 26   | 79   | -67.1                          | 48   | s  |
| Saint Lucia   | 364  | 371  | -1.9                           | 2  | -  | ///                            | 362  | 371  |
| Saint Vincent and the Grenadines                                | 176  | s  | s                              | -  | -  | -                              | 176  | s  |
| Sint Maarten (Netherlands)                                      | 2,029                                      | 601  | 237.6                          | 0  | -  | ///                            | 2,028                                      | 601  |
| Suriname  | 2,198                                      | 2,546                                      | -13.7                          | 0  | 0  | -40.5                          | 2,198                                      | 2,545                                      |
| Territories linked to France                                    | s  | 57   | s                              | -  | 0  | -100.0                         | s  | 57   |
| Territories linked to the United Kingdom                        | 686  | 362  | 89.5                           | 32   | 41   | -22.0                          | 654  | 321  |
| Territories linked to the United States of America              | 123  | 3,743                                      | -96.7                          | 1  | -  | ///                            | 122  | 3,743                                      |
| Trinidad and Tobago   | 15,017                                     | 12,018                                     | 25.0                           | 112,943                                    | 30,428                                     | 271.2                          | -97,926                                    | -18,410                                    |
| United States of America  | 5,103,165                                  | 3,484,410                                  | 46.5                           | 8,538,679                                  | 4,348,767                                  | 96.3                           | -3,435,514                                 | -864,357                                   |
| Puerto Rico (Associated to the United States of America)        | 56,660                                     | 43,951                                     | 28.9                           | 51,706                                     | 48,601                                     | 6.4                            | 4,954                                      | -4,650                                     |

(continued)

**Table 3. (continuation)**

| Continent, country, or non-independent territory (1) | Exports (FOB)                              |  |                                | Imports (CIF)                              |  |                                | Balance                                    |  |
|--|--|--|--------------------------------|--|--|--------------------------------|--|--|
|  | Cumulative value Jan-Sep 2022 <sup>e</sup> | Cumulative value Jan-Sep 2021 <sup>*</sup> | Year-on-year percentage change | Cumulative value Jan-Sep 2022 <sup>*</sup> | Cumulative value Jan-Sep 2021 <sup>*</sup> | Year-on-year percentage change | Cumulative value Jan-Sep 2022 <sup>*</sup> | Cumulative value Jan-Sep 2021 <sup>*</sup> |
|  | Thousands of dollars                       |  | %                              | Thousands of dollars                       |  | %                              | Thousands of dollars                       |  |
| Uruguay  | 1,103,922                                  | 954,738                                    | 15.6                           | 1,106,194                                  | 375,877                                    | 194.3                          | -2,272                                     | 578,861                                    |
| Free trade zone Colonia (Uruguay)                    | 9,990                                      | 5,264                                      | 89.8                           | 20,771                                     | 15,201                                     | 36.6                           | -10,782                                    | -9,937                                     |
| Free trade zone Florida (Uruguay)                    | s  | s  | s                              | -  | -  | -                              | s  | s  |
| Free trade zone Libertad (Uruguay)                   | 546  | 380  | 43.7                           | -  | -  | -                              | 546  | 380  |
| Free trade zone Nueva Helvecia (Uruguay)             | s  | s  | s                              | 3  | 0  | ///                            | s  | s  |
| Free trade zone Nueva Palmira (Uruguay)              | -  | 9,637                                      | -100.0                         | -  | -  | -                              | -  | 9,637                                      |
| Free trade zone Parque de las Ciencias (Uruguay)     | 7,840                                      | 7,605                                      | 3.1                            | 199  | 51   | 290.2                          | 7,641                                      | 7,554                                      |
| Free trade zone Punta Pereira (Uruguay)              | s  | -  | s                              | 66   | 1  | ///                            | s  | -1   |
| Free trade zone San Jose (Uruguay)                   | -  | -  | -                              | -  | 4  | -100.0                         | -  | -4   |
| Free trade zone UPM Fray Bentos (Uruguay)            | -  | -  | -                              | 596  | 737  | -19.1                          | -596                                       | -737                                       |
| Free trade zone Zonamerica (Uruguay)                 | 2,841                                      | 2,886                                      | -1.6                           | -  | -  | -                              | 2,841                                      | 2,886                                      |
| Venezuela, Bolivarian Republic of                    | 192,421                                    | 130,199                                    | 47.8                           | 2,889                                      | 6,029                                      | -52.1                          | 189,532                                    | 124,170                                    |
| Others   | 321  | -  | -                              | 38,764                                     | 84,675                                     | -54.2                          | -38,443                                    | -84,675                                    |
| <b>Asia</b>  | <b>22,324,564</b>                          | <b>20,417,600</b>                          | <b>9.3</b>                     | <b>22,501,738</b>                          | <b>16,301,910</b>                          | <b>38.0</b>                    | <b>-177,174</b>                            | <b>4,115,690</b>                           |
| Afghanistan  | s  | s  | s                              | 22   | 0  | ///                            | s  | s  |
| Armenia  | 1,275                                      | 141  | ///                            | 83   | 29   | 186.2                          | 1,192                                      | 111  |
| Azerbaijan   | 1,373                                      | 1,989                                      | -31.0                          | 3  | 962  | -99.7                          | 1,370                                      | 1,026                                      |
| Bahrain  | 4,843                                      | 2,240                                      | 116.2                          | 71,349                                     | 51,058                                     | 39.7                           | -66,505                                    | -48,818                                    |
| Bangladesh   | 638,706                                    | 667,668                                    | -4.3                           | 16,947                                     | 10,401                                     | 62.9                           | 621,759                                    | 657,268                                    |
| Bhutan   | -  | -  | -                              | 0  | 0  | -34.8                          | 0  | 0  |
| Brunei Darussalam                                    | 10,959                                     | 11,419                                     | -4.0                           | 97   | 91   | 6.6                            | 10,862                                     | 11,328                                     |
| Cambodia   | 5,533                                      | 4,061                                      | 36.2                           | 15,972                                     | 10,428                                     | 53.2                           | -10,439                                    | -6,367                                     |
| China  | 5,142,791                                  | 5,002,349                                  | 2.8                            | 13,346,973                                 | 9,514,328                                  | 40.3                           | -8,204,182                                 | -4,511,979                                 |
| China - Hong Kong (Special Administrative Region)    | 69,265                                     | 104,486                                    | -33.7                          | 8,978                                      | 8,270                                      | 8.6                            | 60,288                                     | 96,215                                     |
| China - Macao (Special Administrative Region)        | -  | s  | s                              | 470  | 1,426                                      | -67.0                          | -470                                       | s  |
| Georgia  | 17,678                                     | 11,446                                     | 54.4                           | 1,400                                      | 539  | 159.7                          | 16,278                                     | 10,907                                     |
| India  | 3,637,051                                  | 2,909,793                                  | 25.0                           | 1,444,462                                  | 1,035,338                                  | 39.5                           | 2,192,589                                  | 1,874,455                                  |
| Indonesia  | 1,586,385                                  | 1,431,014                                  | 10.9                           | 335,527                                    | 231,044                                    | 45.2                           | 1,250,858                                  | 1,199,971                                  |
| Iran, Islamic Republic of                            | 689,396                                    | 1,201,555                                  | -42.6                          | 1,271                                      | 1,646                                      | -22.8                          | 688,125                                    | 1,199,908                                  |
| Iraq   | 333,524                                    | 389,665                                    | -14.4                          | 49   | 2  | ///                            | 333,475                                    | 389,663                                    |
| Israel   | 343,020                                    | 280,126                                    | 22.5                           | 149,359                                    | 111,276                                    | 34.2                           | 193,661                                    | 168,850                                    |
| Japan  | 658,170                                    | 566,349                                    | 16.2                           | 887,068                                    | 859,071                                    | 3.3                            | -228,898                                   | -292,722                                   |
| Jordan   | 277,504                                    | 230,070                                    | 20.6                           | 25,688                                     | 777  | ///                            | 251,816                                    | 229,293                                    |
| Kazakhstan   | 3,325                                      | 5,303                                      | -37.3                          | 32,185                                     | 19,711                                     | 63.3                           | -28,859                                    | -14,408                                    |
| Korea, Republic of                                   | 1,576,027                                  | 1,214,843                                  | 29.7                           | 566,300                                    | 464,054                                    | 22.0                           | 1,009,727                                  | 750,789                                    |
| Kuwait   | 36,621                                     | 19,534                                     | 87.5                           | 79,971                                     | 42   | ///                            | -43,349                                    | 19,491                                     |
| Kyrgyzstan   | 117  | 139  | -15.8                          | 84   | 9  | ///                            | 33   | 131  |
| Lebanon  | 81,544                                     | 62,119                                     | 31.3                           | 203  | 481  | -57.8                          | 81,341                                     | 61,638                                     |
| Malaysia   | 1,176,447                                  | 1,122,256                                  | 4.8                            | 296,738                                    | 393,295                                    | -24.6                          | 879,709                                    | 728,961                                    |
| Maldives   | 569  | 316  | 80.1                           | 80   | 1  | ///                            | 489  | 315  |
| Myanmar  | 45,293                                     | 20,892                                     | 116.8                          | 3,763                                      | 2,100                                      | 79.2                           | 41,530                                     | 18,792                                     |
| Nepal  | 6,885                                      | 10,662                                     | -35.4                          | 15   | 5  | 200.0                          | 6,870                                      | 10,657                                     |
| Oman   | 129,888                                    | 66,144                                     | 96.4                           | 47,267                                     | 173,595                                    | -72.8                          | 82,621                                     | -107,451                                   |
| Pakistan   | 214,002                                    | 96,544                                     | 121.7                          | 51,954                                     | 30,409                                     | 70.9                           | 162,048                                    | 66,135                                     |
| Philippines  | 369,122                                    | 256,453                                    | 43.9                           | 102,198                                    | 92,836                                     | 10.1                           | 266,923                                    | 163,617                                    |
| Qatar  | 23,841                                     | 17,582                                     | 35.6                           | 125,936                                    | 459,099                                    | -72.6                          | -102,095                                   | -441,517                                   |
| Saudi Arabia   | 930,791                                    | 704,190                                    | 32.2                           | 1,081,338                                  | 163,304                                    | ///                            | -150,547                                   | 540,886                                    |
| Singapore  | 96,785                                     | 69,319                                     | 39.6                           | 98,146                                     | 98,205                                     | -0.1                           | -1,362                                     | -28,886                                    |
| Sri Lanka  | 2,434                                      | 2,355                                      | 3.4                            | 12,102                                     | 10,766                                     | 12.4                           | -9,668                                     | -8,411                                     |
| Syrian Arab Republic                                 | 38,006                                     | 44,596                                     | -14.8                          | 1  | 66   | -98.5                          | 38,006                                     | 44,530                                     |
| Taiwan   | 375,129                                    | 257,709                                    | 45.6                           | 431,953                                    | 362,929                                    | 19.0                           | -56,825                                    | -105,220                                   |

**(continued)**

**Table 3. (continuation)**

| Continent, country, or non-independent territory <sup>(1)</sup> | Exports (FOB)                              |  |                                | Imports (CIF)                              |  |                                | Balance                                    |  |
|---|--|--|--------------------------------|--|--|--------------------------------|--|--|
|   | Cumulative value Jan-Sep 2022 <sup>e</sup> | Cumulative value Jan-Sep 2021 <sup>f</sup> | Year-on-year percentage change | Cumulative value Jan-Sep 2022 <sup>e</sup> | Cumulative value Jan-Sep 2021 <sup>f</sup> | Year-on-year percentage change | Cumulative value Jan-Sep 2022 <sup>e</sup> | Cumulative value Jan-Sep 2021 <sup>f</sup> |
|   | Thousands of dollars                       |  | %                              | Thousands of dollars                       |  | %                              | Thousands of dollars                       |  |
| Tajikistan  | s  | s  | s                              | -  | -  | -                              | s  | s  |
| Thailand  | 257,227                                    | 339,482                                    | -24.2                          | 1,398,509                                  | 1,138,762                                  | 22.8                           | -1,141,282                                 | -799,279                                   |
| Timor-Leste   | -  | -  | -                              | 0  | -  | ///                            | 0  | -  |
| Turkmenistan  | -  | s  | s                              | 103,696                                    | 1,326                                      | ///                            | -103,696                                   | s  |
| United Arab Emirates  | 812,130                                    | 563,929                                    | 44.0                           | 763,519                                    | 152,712                                    | 400.0                          | 48,611                                     | 411,217                                    |
| Uzbekistan  | 637  | 424  | 50.2                           | 297  | 305  | -2.6                           | 340  | 120  |
| Viet Nam  | 2,512,335                                  | 2,516,383                                  | -0.2                           | 999,333                                    | 900,802                                    | 10.9                           | 1,513,002                                  | 1,615,580                                  |
| Yemen   | 209,970                                    | 206,325                                    | 1.8                            | 13   | 0  | ///                            | 209,957                                    | 206,325                                    |
| Others  | 6,377                                      | 5,236                                      | 21.8                           | 418  | 413  | 1.2                            | 5,959                                      | 4,824                                      |
| <b>Europe</b>   | <b>10,401,479</b>                          | <b>9,992,941</b>                           | <b>4.1</b>                     | <b>10,342,674</b>                          | <b>8,372,306</b>                           | <b>23.5</b>                    | <b>58,805</b>                              | <b>1,620,635</b>                           |
| Albania   | 4,068                                      | 5,889                                      | -30.9                          | 717  | 918  | -21.9                          | 3,352                                      | 4,970                                      |
| Austria   | 9,010                                      | 5,499                                      | 63.8                           | 176,274                                    | 135,164                                    | 30.4                           | -167,264                                   | -129,665                                   |
| Belarus   | 51,252                                     | 110,659                                    | -53.7                          | 955  | 4,420                                      | -78.4                          | 50,297                                     | 106,239                                    |
| Belgium   | 368,572                                    | 259,757                                    | 41.9                           | 504,640                                    | 254,634                                    | 98.2                           | -136,068                                   | 5,123                                      |
| Bosnia and Herzegovina  | 19,315                                     | 6,595                                      | 192.9                          | 2,085                                      | 2,006                                      | 3.9                            | 17,231                                     | 4,589                                      |
| Bulgaria  | 19,110                                     | 22,627                                     | -15.5                          | 30,842                                     | 14,438                                     | 113.6                          | -11,732                                    | 8,189                                      |
| Croatia   | 32,597                                     | 26,954                                     | 20.9                           | 16,026                                     | 2,332                                      | ///                            | 16,571                                     | 24,622                                     |
| Cyprus  | 35,603                                     | 34,510                                     | 3.2                            | 1,097                                      | 1,282                                      | -14.4                          | 34,506                                     | 33,228                                     |
| Czechia   | 14,962                                     | 14,463                                     | 3.5                            | 150,890                                    | 129,040                                    | 16.9                           | -135,928                                   | -114,577                                   |
| Denmark   | 98,238                                     | 132,438                                    | -25.8                          | 156,419                                    | 109,029                                    | 43.5                           | -58,180                                    | 23,409                                     |
| Estonia   | 3,828                                      | 1,135                                      | 237.3                          | 22,093                                     | 5,633                                      | 292.2                          | -18,264                                    | -4,498                                     |
| Finland   | 6,502                                      | 5,310                                      | 22.4                           | 452,707                                    | 92,373                                     | 390.1                          | -446,205                                   | -87,063                                    |
| France  | 365,646                                    | 355,126                                    | 3.0                            | 857,451                                    | 758,573                                    | 13.0                           | -491,805                                   | -403,447                                   |
| Germany   | 644,611                                    | 563,986                                    | 14.3                           | 2,112,262                                  | 1,899,311                                  | 11.2                           | -1,467,651                                 | -1,335,325                                 |
| Greece  | 207,085                                    | 176,901                                    | 17.1                           | 25,007                                     | 17,507                                     | 42.8                           | 182,078                                    | 159,393                                    |
| Hungary   | 6,021                                      | 6,516                                      | -7.6                           | 176,147                                    | 227,805                                    | -22.7                          | -170,126                                   | -221,288                                   |
| Iceland   | 3,449                                      | 3,308                                      | 4.3                            | 786  | 2,218                                      | -64.6                          | 2,663                                      | 1,091                                      |
| Ireland   | 426,688                                    | 315,857                                    | 35.1                           | 291,564                                    | 210,759                                    | 38.3                           | 135,124                                    | 105,098                                    |
| Italy   | 736,335                                    | 758,995                                    | -3.0                           | 1,259,411                                  | 973,478                                    | 29.4                           | -523,076                                   | -214,483                                   |
| Latvia  | 168,077                                    | 116,644                                    | 44.1                           | 3,436                                      | 4,920                                      | -30.2                          | 164,641                                    | 111,724                                    |
| Liechtenstein   | s  | s  | s                              | 1,188                                      | 476  | 149.6                          | s  | s  |
| Lithuania   | 27,516                                     | 33,396                                     | -17.6                          | 15,994                                     | 31,041                                     | -48.5                          | 11,522                                     | 2,355                                      |
| Luxembourg  | 162  | 86   | 88.4                           | 9,183                                      | 9,834                                      | -6.6                           | -9,021                                     | -9,748                                     |
| Malta   | 1,288                                      | 1,203                                      | 7.1                            | 972  | 969  | 0.3                            | 316  | 233  |
| Monaco  | s  | s  | s                              | 370  | 263  | 40.7                           | s  | s  |
| Montenegro  | 1,110                                      | 1,147                                      | -3.2                           | 22   | 0  | ///                            | 1,088                                      | 1,147                                      |
| Netherlands   | 2,578,139                                  | 2,336,731                                  | 10.3                           | 640,585                                    | 484,909                                    | 32.1                           | 1,937,554                                  | 1,851,822                                  |
| North Macedonia   | 4,617                                      | 5,724                                      | -19.3                          | 804  | 2,065                                      | -61.1                          | 3,813                                      | 3,659                                      |
| Norway  | 15,744                                     | 18,259                                     | -13.8                          | 124,884                                    | 42,018                                     | 197.2                          | -109,140                                   | -23,759                                    |
| Poland  | 683,459                                    | 587,188                                    | 16.4                           | 180,501                                    | 176,565                                    | 2.2                            | 502,958                                    | 410,623                                    |
| Portugal  | 123,734                                    | 115,061                                    | 7.5                            | 166,997                                    | 135,492                                    | 23.3                           | -43,263                                    | -20,432                                    |
| Romania   | 36,815                                     | 111,468                                    | -67.0                          | 86,301                                     | 70,069                                     | 23.2                           | -49,486                                    | 41,400                                     |
| Russian Federation  | 339,524                                    | 497,380                                    | -31.7                          | 240,312                                    | 563,009                                    | -57.3                          | 99,212                                     | -65,630                                    |
| San Marino  | -  | -  | -                              | 366  | 227  | 61.2                           | -366                                       | -227                                       |
| Serbia  | 5,271                                      | 7,312                                      | -27.9                          | 19,751                                     | 10,693                                     | 84.7                           | -14,479                                    | -3,381                                     |
| Slovakia  | 11,674                                     | 11,641                                     | 0.3                            | 53,076                                     | 47,677                                     | 11.3                           | -41,401                                    | -36,036                                    |
| Slovenia  | 23,515                                     | 41,763                                     | -43.7                          | 22,976                                     | 14,045                                     | 63.6                           | 539  | 27,718                                     |
| Spain   | 1,367,671                                  | 1,510,310                                  | -9.4                           | 1,001,984                                  | 736,004                                    | 36.1                           | 365,687                                    | 774,306                                    |
| Sweden  | 33,914                                     | 19,639                                     | 72.7                           | 189,643                                    | 155,918                                    | 21.6                           | -155,729                                   | -136,279                                   |
| Switzerland   | 825,778                                    | 740,215                                    | 11.6                           | 474,635                                    | 402,331                                    | 18.0                           | 351,142                                    | 337,884                                    |
| Territories linked to the United Kingdom                        | s  | s  | s                              | 0  | -  | ///                            | s  | s  |

(continued)

**Table 3. (concluded)**

| Continent, country, or non-independent territory <sup>(1)</sup> | Exports (FOB)                              |  |                                | Imports (CIF)                              |  |                                | Balance                                    |  |
|---|--|--|--------------------------------|--|--|--------------------------------|--|--|
|   | Cumulative value Jan-Sep 2022 <sup>e</sup> | Cumulative value Jan-Sep 2021 <sup>*</sup> | Year-on-year percentage change | Cumulative value Jan-Sep 2022 <sup>*</sup> | Cumulative value Jan-Sep 2021 <sup>*</sup> | Year-on-year percentage change | Cumulative value Jan-Sep 2022 <sup>*</sup> | Cumulative value Jan-Sep 2021 <sup>*</sup> |
|   | Thousands of dollars                       |  | %                              | Thousands of dollars                       |  | %                              | Thousands of dollars                       |  |
| Turkey  | 586,221                                    | 368,747                                    | 59.0                           | 346,803                                    | 239,384                                    | 44.9                           | 239,418                                    | 129,363                                    |
| Ukraine   | 15,073                                     | 30,347                                     | -50.3                          | 14,970                                     | 8,485                                      | 76.4                           | 103  | 21,862                                     |
| United Kingdom <sup>(2)</sup>                                   | 495,663                                    | 629,344                                    | -21.2                          | 507,373                                    | 394,940                                    | 28.5                           | -11,711                                    | 234,404                                    |
| Others  | 3,092                                      | 2,521                                      | 22.6                           | 2,178                                      | 51   | ///                            | 914  | 2,471                                      |
| <b>Oceania</b>  | <b>658,833</b>                             | <b>582,369</b>                             | <b>13.1</b>                    | <b>399,725</b>                             | <b>205,088</b>                             | <b>94.9</b>                    | <b>259,107</b>                             | <b>377,281</b>                             |
| Australia   | 482,944                                    | 458,073                                    | 5.4                            | 380,592                                    | 187,102                                    | 103.4                          | 102,352                                    | 270,971                                    |
| Fiji  | s  | s  | s                              | 0  | 1  | -68.3                          | s  | s  |
| Kiribati  | -  | 0  | -100.0                         | -  | -  | -                              | -  | 0  |
| Micronesia (Federated States of)                                | -  | -  | -                              | 0  | -  | ///                            | 0  | -  |
| New Zealand   | 170,923                                    | 120,635                                    | 41.7                           | 19,062                                     | 17,979                                     | 6.0                            | 151,861                                    | 102,656                                    |
| Palau   | -  | -  | -                              | -  | -  | -                              | -  | -  |
| Papua New Guinea  | s  | s  | s                              | 63   | 3  | ///                            | s  | s  |
| Samoa   | -  | -  | -                              | 0  | 1  | -95.3                          | 0  | -1   |
| Solomon Islands   | s  | s  | s                              | 0  | -  | ///                            | s  | s  |
| Territories linked to Australia                                 | -  | -  | -                              | 8  | 0  | ///                            | -8   | 0  |
| Territories linked to France                                    | 4,637                                      | 2,431                                      | 90.7                           | 0  | 1  | -99.9                          | 4,637                                      | 2,430                                      |
| Territories linked to the United States of America              | -  | 0  | -100.0                         | -  | -  | -                              | -  | 0  |
| Tuvalu  | -  | -  | -                              | -  | 0  | -100.0                         | -  | 0  |
| Vanuatu   | -  | -  | -                              | -  | 0  | -100.0                         | -  | 0  |
| Others  | -  | -  | -                              | 0  | -  | ///                            | 0  | -  |
| <b>Indeterminate</b>  | <b>1,008,521</b>                           | <b>619,672</b>                             | <b>62.8</b>                    | <b>716,259</b>                             | <b>482,212</b>                             | <b>48.5</b>                    | <b>292,262</b>                             | <b>137,460</b>                             |

<sup>(1)</sup> Free trade zones are presented separately from their respective countries.

<sup>(2)</sup> Including Northern Ireland.

Source: INDEC, National Directorate of External Sector Statistics and International Accounts.

**Table 4. Exports and imports by sections of the Harmonized System (HS) code, percentage share**

| Section   | Exports                                    |  | Imports                                    |  |
|---|--|--|--|--|
|   | Cumulative value Jan-Sep 2022 <sup>e</sup> | Cumulative value Jan-Sep 2021 <sup>*</sup> | Cumulative value Jan-Sep 2022 <sup>*</sup> | Cumulative value Jan-Sep 2021 <sup>*</sup> |
|   | %  |  |  |  |
| <b>Total</b>  | <b>100</b>                                 | <b>100</b>                                 | <b>100</b>                                 | <b>100</b>                                 |
| I Live animals and products of animal origin                                    | 9  | 9  | 0  | 0  |
| II Products of vegetable origin   | 26   | 26   | 4  | 6  |
| III Fats and oils   | 11   | 12   | 0  | 0  |
| IV Foodstuffs, beverages and tobacco  | 18   | 21   | 1  | 2  |
| V Mineral products  | 8  | 6  | 19   | 11   |
| VI Industrial products  | 7  | 7  | 18   | 20   |
| VII Plastic, rubber and its manufactures  | 2  | 2  | 6  | 7  |
| VIII Leathers and leather manufactures (except footwear)                        | 1  | 1  | 0  | 0  |
| IX Wood, charcoal, cork, cork manufactures, cross-ties of wood                  | 0  | 0  | 0  | 0  |
| X Wood pulp, paper, paperboard  | 0  | 0  | 2  | 2  |
| XI Textiles and textile articles  | 1  | 1  | 2  | 2  |
| XII Footwear, umbrellas, artificial flowers and others                          | 0  | 0  | 1  | 1  |
| XIII Stone, plaster, cement, asbestos, mica, ceramic and glass manufactures     | 0  | 0  | 1  | 1  |
| XIV Fine pearls, stones and precious metals, coins and others                   | 3  | 3  | 0  | 0  |
| XV Common metals and manufactures   | 2  | 2  | 6  | 7  |
| XVI Machines, instruments and electric materials                                | 2  | 2  | 24   | 25   |
| XVII Transport equipment  | 9  | 8  | 10   | 11   |
| XVIII Optical, medical or surgical instruments, watches and musical instruments | 0  | 0  | 2  | 3  |
| XIX Arms and ammunition   | 0  | 0  | 0  | 0  |
| XX Commodities and different products   | 0  | 0  | 1  | 1  |
| XXI Works of art, antiques  | 0  | 0  | 0  | 0  |
| Special transactions  | 2  | 1  | 1  | 1  |

**Note:** totals may not match partial sums due to the effect of rounding.

**Source:** INDEC, National Directorate of External Sector Statistics and International Accounts.

**Table 5. Exports and imports by sections and chapters of the Harmonized System (HS) code**

| Section/Chapter  | Exports (FOB)                              |  |                                | Imports (CIF)                              |  |                                | Balance                                    |
|--|--|--|--------------------------------|--|--|--------------------------------|--|
|  | Cumulative value Jan-Sep 2022 <sup>e</sup> | Cumulative value Jan-Sep 2021 <sup>*</sup> | Year-on-year percentage change | Cumulative value Jan-Sep 2022 <sup>*</sup> | Cumulative value Jan-Sep 2021 <sup>*</sup> | Year-on-year percentage change | Cumulative value Jan-Sep 2022 <sup>*</sup> |
|  | Thousands of dollars                       |  | %                              | Thousands of dollars                       |  | %                              | Thousands of dollars                       |
| <b>Total</b>   | <b>67,131,208</b>                          | <b>58,293,494</b>                          | <b>15.2</b>                    | <b>64,520,005</b>                          | <b>45,953,750</b>                          | <b>40.4</b>                    | <b>2,611,203</b>                           |
| <b>I Live animals and products of animal origin</b>  | <b>5,976,283</b>                           | <b>5,085,512</b>                           | <b>17.5</b>                    | <b>291,475</b>                             | <b>221,088</b>                             | <b>31.8</b>                    | <b>5,684,808</b>                           |
| 01 Live animals  | 21,810                                     | 18,855                                     | 15.7                           | 18,620                                     | 20,443                                     | -8.9                           | 3,190                                      |
| 02 Meat and edible meat offal  | 3,224,540                                  | 2,491,687                                  | 29.4                           | 129,323                                    | 95,441                                     | 35.5                           | 3,095,217                                  |
| 03 Fish and crustaceans, molluscs and other aquatic invertebrates  | 1,420,256                                  | 1,523,827                                  | -6.8                           | 79,163                                     | 63,206                                     | 25.2                           | 1,341,093                                  |
| 04 Dairy produce; birds' eggs; natural honey; edible products of animal origin, n.e.s.o.i.                                   | 1,255,356                                  | 995,998                                    | 26.0                           | 30,310                                     | 15,121                                     | 100.4                          | 1,225,046                                  |
| 05 Products of animal origin, n.e.s.o.i.   | 54,321                                     | 55,145                                     | -1.5                           | 34,059                                     | 26,877                                     | 26.7                           | 20,262                                     |
| <b>II Products of vegetable origin</b>   | <b>17,399,487</b>                          | <b>15,346,493</b>                          | <b>13.4</b>                    | <b>2,742,868</b>                           | <b>2,816,454</b>                           | <b>-2.6</b>                    | <b>14,656,619</b>                          |
| 06 Live trees and other plants; bulbs, roots and the like; cut flowers and ornamental foliage                                | 2,973                                      | 2,616                                      | 13.6                           | 4,762                                      | 4,117                                      | 15.7                           | -1,788                                     |
| 07 Edible vegetables and certain roots and tubers  | 491,981                                    | 489,323                                    | 0.5                            | 32,037                                     | 33,786                                     | -5.2                           | 459,943                                    |
| 08 Edible fruit and nuts; peel of citrus fruit or melons   | 541,930                                    | 625,652                                    | -13.4                          | 359,560                                    | 290,503                                    | 23.8                           | 182,370                                    |
| 09 Coffee, tea, mate and spices  | 129,862                                    | 122,148                                    | 6.3                            | 183,891                                    | 116,359                                    | 58.0                           | -54,028                                    |
| 10 Cereals   | 13,332,141                                 | 10,242,360                                 | 30.2                           | 16,381                                     | 14,984                                     | 9.3                            | 13,315,760                                 |
| 11 Products of the milling industry; malt; starches; inulin; wheat gluten  | 568,058                                    | 445,892                                    | 27.4                           | 25,875                                     | 27,018                                     | -4.2                           | 542,183                                    |
| 12 Oil seeds and oleaginous fruits; miscellaneous grains, seeds and fruits; industrial or medicinal plants; straw and fodder | 2,315,750                                  | 3,405,136                                  | -32.0                          | 2,060,843                                  | 2,282,331                                  | -9.7                           | 254,907                                    |
| 13 Lac; gums; resins and other vegetable saps and extracts   | 12,092                                     | 10,293                                     | 17.5                           | 55,227                                     | 43,629                                     | 26.6                           | -43,134                                    |
| 14 Vegetable planting materials and vegetable products, n.e.s.o.i.   | 4,700                                      | 3,071                                      | 53.0                           | 4,292                                      | 3,727                                      | 15.2                           | 408  |
| <b>III Fats and oils</b>   | <b>7,400,873</b>                           | <b>6,759,932</b>                           | <b>9.5</b>                     | <b>270,328</b>                             | <b>80,148</b>                              | <b>237.3</b>                   | <b>7,130,545</b>                           |
| 15 Animal or vegetable fats and oils and their cleavage products; prepared edible fats; animal or vegetable waxes            | 7,400,873                                  | 6,759,932                                  | 9.5                            | 270,328                                    | 80,148                                     | 237.3                          | 7,130,545                                  |
| <b>IV Foodstuffs, beverages and tobacco</b>  | <b>11,940,380</b>                          | <b>12,039,811</b>                          | <b>-0.8</b>                    | <b>932,506</b>                             | <b>732,331</b>                             | <b>27.3</b>                    | <b>11,007,874</b>                          |
| 16 Preparations of meat, fish, crustaceans, molluscs or other aquatic invertebrates  | 65,244                                     | 80,088                                     | -18.5                          | 110,836                                    | 97,817                                     | 13.3                           | -45,593                                    |
| 17 Sugars and sugar confectionery  | 154,775                                    | 149,609                                    | 3.5                            | 37,587                                     | 26,361                                     | 42.6                           | 117,188                                    |
| 18 Cocoa and cocoa preparations  | 52,048                                     | 54,640                                     | -4.7                           | 171,309                                    | 146,227                                    | 17.2                           | -119,261                                   |
| 19 Preparations of cereals, flour, starch or milk; pastrycooks' products   | 190,233                                    | 152,826                                    | 24.5                           | 65,116                                     | 46,992                                     | 38.6                           | 125,117                                    |
| 20 Preparations of vegetables, fruit, nuts, or other parts of plants   | 616,692                                    | 557,230                                    | 10.7                           | 80,561                                     | 79,730                                     | 1.0                            | 536,131                                    |
| 21 Miscellaneous edible preparations   | 142,973                                    | 121,765                                    | 17.4                           | 191,989                                    | 161,615                                    | 18.8                           | -49,016                                    |
| 22 Beverages, spirits and vinegar  | 721,619                                    | 709,838                                    | 1.7                            | 84,658                                     | 68,407                                     | 23.8                           | 636,961                                    |
| 23 Residues and waste from the food industries; prepared animal fodder   | 9,814,352                                  | 10,088,470                                 | -2.7                           | 149,209                                    | 55,707                                     | 167.8                          | 9,665,144                                  |
| 24 Tobacco and manufactured tobacco substitutes  | 182,445                                    | 125,345                                    | 45.6                           | 41,241                                     | 49,477                                     | -16.6                          | 141,204                                    |
| <b>V Mineral products</b>  | <b>5,139,039</b>                           | <b>3,259,583</b>                           | <b>57.7</b>                    | <b>12,062,315</b>                          | <b>5,167,191</b>                           | <b>133.4</b>                   | <b>-6,923,276</b>                          |
| 25 Salt; sulphur, earths and stone; plastering materials, lime and cement  | 72,235                                     | 69,584                                     | 3.8                            | 184,221                                    | 93,534                                     | 97.0                           | -111,986                                   |
| 26 Ores, slag and ash  | 221,220                                    | 289,882                                    | -23.7                          | 715,415                                    | 872,461                                    | -18.0                          | -494,195                                   |
| 27 Mineral fuels, mineral oils and products of their distillation; bituminous substances; mineral waxes                      | 4,845,583                                  | 2,900,117                                  | 67.1                           | 11,162,678                                 | 4,201,196                                  | 165.7                          | -6,317,095                                 |

(continued)

**Table 5.** (continuation)

| Section/Chapter   | Exports (FOB)                              |  |                                | Imports (CIF)                              |  |                                | Balance                                    |
|---|--|--|--------------------------------|--|--|--------------------------------|--|
|   | Cumulative value Jan-Sep 2022 <sup>a</sup> | Cumulative value Jan-Sep 2021 <sup>a</sup> | Year-on-year percentage change | Cumulative value Jan-Sep 2022 <sup>a</sup> | Cumulative value Jan-Sep 2021 <sup>a</sup> | Year-on-year percentage change | Cumulative value Jan-Sep 2022 <sup>a</sup> |
|   | Thousands of dollars                       |  | %                              | Thousands of dollars                       |  | %                              | Thousands of dollars                       |
| <b>VI Industrial products</b>   | <b>4,738,630</b>                           | <b>3,929,740</b>                           | <b>20.6</b>                    | <b>11,705,354</b>                          | <b>9,134,335</b>                           | <b>28.1</b>                    | <b>-6,966,724</b>                          |
| 28 Inorganic chemicals; organic or inorganic compounds of precious metals, rare-earth metals, radioactive elements or isotopes                                      | 649,213                                    | 258,801                                    | 150.9                          | 824,195                                    | 510,231                                    | 61.5                           | -174,982                                   |
| 29 Organic chemicals  | 458,290                                    | 386,576                                    | 18.6                           | 3,465,729                                  | 2,429,974                                  | 42.6                           | -3,007,439                                 |
| 30 Pharmaceutical products  | 665,949                                    | 628,319                                    | 6.0                            | 2,539,401                                  | 2,431,907                                  | 4.4                            | -1,873,452                                 |
| 31 Fertilizers  | 56,058                                     | 22,642                                     | 147.6                          | 2,211,349                                  | 1,515,009                                  | 46.0                           | -2,155,291                                 |
| 32 Tanning or dyeing extracts; tannins and their derivatives; dyes, pigments and other colouring matter; paints and varnishes; putty and other mastics; inks        | 92,359                                     | 92,076                                     | 0.3                            | 459,951                                    | 400,459                                    | 14.9                           | -367,592                                   |
| 33 Essential oils and resinoids; perfumery, cosmetic or toilet preparations   | 355,478                                    | 322,761                                    | 10.1                           | 362,305                                    | 318,477                                    | 13.8                           | -6,827                                     |
| 34 Soap, washing and lubricating preparations, waxes, polishing or scouring preparations, candles, modelling pastes and dental preparations with a basis of plaster | 156,960                                    | 140,834                                    | 11.5                           | 365,989                                    | 287,487                                    | 27.3                           | -209,029                                   |
| 35 Albuminoidal substances; modified starches; glues; enzymes   | 180,421                                    | 145,332                                    | 24.1                           | 198,621                                    | 156,050                                    | 27.3                           | -18,200                                    |
| 36 Explosives; pyrotechnic products; matches; pyrophoric alloys; certain combustible preparations   | 4,482                                      | 2,701                                      | 65.9                           | 14,378                                     | 11,014                                     | 30.5                           | -9,895                                     |
| 37 Photographic or cinematographic goods  | 1,211                                      | 428  | 182.9                          | 33,619                                     | 23,345                                     | 44.0                           | -32,408                                    |
| 38 Miscellaneous chemical products  | 2,118,208                                  | 1,929,269                                  | 9.8                            | 1,229,818                                  | 1,050,381                                  | 17.1                           | 888,390                                    |
| <b>VII Plastic, rubber and its manufactures</b>   | <b>1,039,737</b>                           | <b>894,271</b>                             | <b>16.3</b>                    | <b>3,878,932</b>                           | <b>3,007,984</b>                           | <b>29.0</b>                    | <b>-2,839,195</b>                          |
| 39 Plastics and articles thereof  | 859,195                                    | 722,988                                    | 18.8                           | 2,805,811                                  | 2,197,824                                  | 27.7                           | -1,946,616                                 |
| 40 Rubber and articles thereof  | 180,542                                    | 171,284                                    | 5.4                            | 1,073,122                                  | 810,160                                    | 32.5                           | -892,579                                   |
| <b>VIII Leathers and leather manufactures (except footwear)</b>   | <b>376,561</b>                             | <b>343,469</b>                             | <b>9.6</b>                     | <b>113,702</b>                             | <b>65,668</b>                              | <b>73.1</b>                    | <b>262,859</b>                             |
| 41 Raw hides and skins (other than furskins) and leather  | 351,590                                    | 319,176                                    | 10.2                           | 22,825                                     | 13,677                                     | 66.9                           | 328,765                                    |
| 42 Articles of leather; saddlery and harness; travel goods, handbags and similar containers; articles of gut  | 12,607                                     | 12,740                                     | -1.0                           | 90,326                                     | 51,645                                     | 74.9                           | -77,719                                    |
| 43 Furskins and artificial fur; manufactures thereof  | 12,364                                     | 11,553                                     | 7.0                            | 551  | 345  | 59.7                           | 11,813                                     |
| <b>IX Wood, charcoal, cork, cork manufactures, cross-ties of wood</b>   | <b>228,101</b>                             | <b>233,899</b>                             | <b>-2.5</b>                    | <b>150,363</b>                             | <b>119,548</b>                             | <b>25.8</b>                    | <b>77,737</b>                              |
| 44 Wood and articles of wood; wood charcoal   | 227,798                                    | 233,567                                    | -2.5                           | 112,297                                    | 83,373                                     | 34.7                           | 115,501                                    |
| 45 Cork and articles of cork  | 288  | 303  | -5.0                           | 33,340                                     | 32,680                                     | 2.0                            | -33,052                                    |
| 46 Manufactures of straw, esparto or other plaiting materials; basketware and wickerwork  | 14   | 28   | -50.0                          | 4,726                                      | 3,496                                      | 35.2                           | -4,712                                     |
| <b>X Wood pulp, paper, paperboard</b>   | <b>307,166</b>                             | <b>289,695</b>                             | <b>6.0</b>                     | <b>1,003,667</b>                           | <b>691,267</b>                             | <b>45.2</b>                    | <b>-696,501</b>                            |
| 47 Pulp of wood or of other fibrous cellulosic material; recovered (waste and scrap) paper or paperboard  | 84,909                                     | 101,228                                    | -16.1                          | 178,003                                    | 121,034                                    | 47.1                           | -93,094                                    |
| 48 Paper and paperboard; articles of paper pulp, paper or paperboard  | 202,767                                    | 169,125                                    | 19.9                           | 779,482                                    | 535,341                                    | 45.6                           | -576,715                                   |
| 49 Printed books, newspapers, pictures and other printed products; manuscripts, typescripts and plans   | 19,489                                     | 19,342                                     | 0.8                            | 46,182                                     | 34,892                                     | 32.4                           | -26,693                                    |
| <b>XI Textiles and textile articles</b>   | <b>381,149</b>                             | <b>319,952</b>                             | <b>19.1</b>                    | <b>1,422,406</b>                           | <b>1,001,809</b>                           | <b>42.0</b>                    | <b>-1,041,257</b>                          |
| 50 Silk   | -  | 0  | -100.0                         | 131  | 136  | -3.7                           | -131                                       |
| 51 Wool, fine or coarse animal hair; horsehair yarn and woven fabric  | 120,484                                    | 121,933                                    | -1.2                           | 2,665                                      | 1,635                                      | 63.0                           | 117,819                                    |
| 52 Cotton   | 155,553                                    | 114,885                                    | 35.4                           | 101,017                                    | 67,633                                     | 49.4                           | 54,536                                     |
| 53 Other vegetable textile fibres; paper yarn and woven fabrics of paper yarn   | 67   | 31   | 116.1                          | 13,240                                     | 6,883                                      | 92.4                           | -13,173                                    |

(continued)

**Table 5. (continuation)**

| Section/Chapter   | Exports (FOB)                              |  |                                | Imports (CIF)                              |  |                                | Balance                                    |
|---|--|--|--------------------------------|--|--|--------------------------------|--|
|   | Cumulative value Jan-Sep 2022 <sup>a</sup> | Cumulative value Jan-Sep 2021 <sup>a</sup> | Year-on-year percentage change | Cumulative value Jan-Sep 2022 <sup>a</sup> | Cumulative value Jan-Sep 2021 <sup>a</sup> | Year-on-year percentage change | Cumulative value Jan-Sep 2022 <sup>a</sup> |
|   | Thousands of dollars                       |  | %                              | Thousands of dollars                       |  | %                              | Thousands of dollars                       |
| 54 Man-made filaments; strip and the like of man-made textile materials   | 29,867                                     | 7,860                                      | 280.0                          | 289,038                                    | 173,535                                    | 66.6                           | -259,171                                   |
| 55 Man-made staple fibres   | 6,154                                      | 5,427                                      | 13.4                           | 245,155                                    | 196,262                                    | 24.9                           | -239,002                                   |
| 56 Wadding, felt and nonwovens; special yarns; twine, cordage, ropes and cables and articles thereof  | 34,128                                     | 39,004                                     | -12.5                          | 102,947                                    | 87,139                                     | 18.1                           | -68,818                                    |
| 57 Carpets and other textile floor covering   | 1,553                                      | 921  | 68.6                           | 14,465                                     | 11,052                                     | 30.9                           | -12,912                                    |
| 58 Special woven fabrics; tufted textile fabrics; lace; tapestries; trimmings; embroidery   | 1,234                                      | 1,220                                      | 1.1                            | 19,691                                     | 16,885                                     | 16.6                           | -18,457                                    |
| 59 Impregnated, coated, covered or laminated textile fabrics; textile articles suitable for industrial use  | 3,990                                      | 3,704                                      | 7.7                            | 90,516                                     | 62,484                                     | 44.9                           | -86,526                                    |
| 60 Knitted or crocheted fabrics   | 2,491                                      | 547  | 355.4                          | 232,231                                    | 136,492                                    | 70.1                           | -229,739                                   |
| 61 Articles of apparel and clothing accessories, knitted or crocheted   | 13,922                                     | 12,843                                     | 8.4                            | 100,199                                    | 75,769                                     | 32.2                           | -86,277                                    |
| 62 Articles of apparel and clothing accessories, not knitted or crocheted   | 7,316                                      | 8,689                                      | -15.8                          | 125,923                                    | 80,934                                     | 55.6                           | -118,608                                   |
| 63 Made up textile articles n.e.s.o.i.; sets; worn clothing and worn textile articles; rags   | 4,389                                      | 2,888                                      | 52.0                           | 85,188                                     | 84,969                                     | 0.3                            | -80,800                                    |
| <b>XII Footwear, umbrellas, artificial flowers and others</b>   | <b>7,445</b>                               | <b>6,249</b>                               | <b>19.1</b>                    | <b>522,518</b>                             | <b>322,961</b>                             | <b>61.8</b>                    | <b>-515,073</b>                            |
| 64 Footwear, gaiters and the like; parts of such articles   | 6,376                                      | 5,343                                      | 19.3                           | 476,467                                    | 296,290                                    | 60.8                           | -470,091                                   |
| 65 Headgear and parts thereof   | 1,014                                      | 896  | 13.2                           | 31,089                                     | 17,819                                     | 74.5                           | -30,074                                    |
| 66 Umbrellas, sun umbrellas, walking-sticks, seat-sticks, whips, riding-crops and parts thereof   | 43   | 2  | ///                            | 7,717                                      | 3,910                                      | 97.4                           | -7,674                                     |
| 67 Prepared feathers and down and articles thereof; artificial flowers; articles of human hair  | 12   | 8  | 50.0                           | 7,246                                      | 4,942                                      | 46.6                           | -7,234                                     |
| <b>XIII Stone, plaster, cement, asbestos, mica, ceramic and glass manufactures</b>  | <b>131,468</b>                             | <b>117,270</b>                             | <b>12.1</b>                    | <b>600,350</b>                             | <b>424,822</b>                             | <b>41.3</b>                    | <b>-468,882</b>                            |
| 68 Articles of stone, plaster, cement, asbestos, mica or similar materials  | 41,487                                     | 47,830                                     | -13.3                          | 146,085                                    | 124,416                                    | 17.4                           | -104,598                                   |
| 69 Ceramic products   | 32,674                                     | 25,903                                     | 26.1                           | 187,243                                    | 114,867                                    | 63.0                           | -154,569                                   |
| 70 Glass and glassware  | 57,307                                     | 43,537                                     | 31.6                           | 267,022                                    | 185,538                                    | 43.9                           | -209,715                                   |
| <b>XIV Fine pearls, stones and precious metals, coins and others</b>  | <b>2,040,051</b>                           | <b>1,715,363</b>                           | <b>18.9</b>                    | <b>160,037</b>                             | <b>125,292</b>                             | <b>27.7</b>                    | <b>1,880,014</b>                           |
| 71 Natural or cultured pearls, precious or semiprecious stones, precious metals, metals clad with precious metal, and articles thereof; imitation jewellery; coin | 2,040,051                                  | 1,715,363                                  | 18.9                           | 160,037                                    | 125,292                                    | 27.7                           | 1,880,014                                  |
| <b>XV Common metals and manufactures</b>  | <b>1,596,035</b>                           | <b>1,268,285</b>                           | <b>25.8</b>                    | <b>3,922,435</b>                           | <b>3,211,708</b>                           | <b>22.1</b>                    | <b>-2,326,400</b>                          |
| 72 Iron and steel   | 398,011                                    | 372,905                                    | 6.7                            | 1,508,102                                  | 1,353,711                                  | 11.4                           | -1,110,090                                 |
| 73 Articles of iron or steel  | 488,332                                    | 386,132                                    | 26.5                           | 865,149                                    | 625,693                                    | 38.3                           | -376,817                                   |
| 74 Copper and articles thereof  | 2,660                                      | 1,946                                      | 36.7                           | 368,557                                    | 309,954                                    | 18.9                           | -365,898                                   |
| 75 Nickel and articles thereof  | 267  | 395  | -32.4                          | 31,086                                     | 24,896                                     | 24.9                           | -30,819                                    |
| 76 Aluminum and articles thereof  | 666,419                                    | 463,447                                    | 43.8                           | 421,768                                    | 300,620                                    | 40.3                           | 244,651                                    |
| 78 Lead and articles thereof  | 1,285                                      | 1,706                                      | -24.7                          | 4,335                                      | 2,510                                      | 72.7                           | -3,050                                     |
| 79 Zinc and articles thereof  | 436  | 1,904                                      | -77.1                          | 97,913                                     | 90,184                                     | 8.6                            | -97,477                                    |
| 80 Tin and articles thereof   | 193  | 3  | ///                            | 14,455                                     | 18,495                                     | -21.8                          | -14,261                                    |
| 81 Other base metals; cermets; articles thereof   | 694  | 756  | -8.2                           | 34,494                                     | 20,672                                     | 66.9                           | -33,800                                    |
| 82 Tools, implements, cutlery, spoons and forks, of base metal; parts thereof of base metal   | 13,316                                     | 19,369                                     | -31.3                          | 281,887                                    | 217,496                                    | 29.6                           | -268,570                                   |
| 83 Miscellaneous articles of base metal   | 24,421                                     | 19,723                                     | 23.8                           | 294,689                                    | 247,477                                    | 19.1                           | -270,269                                   |

(continued)

**Table 5. (concluded)**

| Section/Chapter  | Exports (FOB)                              |  |                                | Imports (CIF)                              |  |                                | Balance                                    |
|--|--|--|--------------------------------|--|--|--------------------------------|--|
|  | Cumulative value Jan-Sep 2022 <sup>e</sup> | Cumulative value Jan-Sep 2021 <sup>*</sup> | Year-on-year percentage change | Cumulative value Jan-Sep 2022 <sup>*</sup> | Cumulative value Jan-Sep 2021 <sup>*</sup> | Year-on-year percentage change | Cumulative value Jan-Sep 2022 <sup>*</sup> |
|  | Thousands of dollars                       |  | %                              | Thousands of dollars                       |  | %                              | Thousands of dollars                       |
| <b>XVI Machines, instruments and electric materials</b>  | <b>1,159,916</b>                           | <b>1,003,898</b>                           | <b>15.5</b>                    | <b>15,500,940</b>                          | <b>11,568,361</b>                          | <b>34.0</b>                    | <b>-14,341,024</b>                         |
| 84 Nuclear reactors, boilers, machinery and mechanical appliances; parts thereof   | 1,015,291                                  | 873,982                                    | 16.2                           | 8,896,887                                  | 6,763,419                                  | 31.5                           | -7,881,596                                 |
| 85 Electrical machinery and equipment and parts thereof; sound recorders and reproducers, television recorders                                     | 144,625                                    | 129,916                                    | 11.3                           | 6,604,053                                  | 4,804,943                                  | 37.4                           | -6,459,428                                 |
| <b>XVII Transport equipment</b>  | <b>5,842,479</b>                           | <b>4,689,422</b>                           | <b>24.6</b>                    | <b>6,166,143</b>                           | <b>4,982,723</b>                           | <b>23.8</b>                    | <b>-323,665</b>                            |
| 86 Railway or tramway locomotives, rolling-stock, track fixtures and fittings, and parts thereof; mechanical traffic signalling equipment          | 3,525                                      | 2,619                                      | 34.6                           | 28,355                                     | 17,910                                     | 58.3                           | -24,830                                    |
| 87 Vehicles, other than railway or tramway rolling stock, and parts and accessories thereof  | 5,602,294                                  | 4,528,515                                  | 23.7                           | 5,944,505                                  | 4,788,919                                  | 24.1                           | -342,212                                   |
| 88 Aircraft, spacecraft, and parts thereof   | 228,177                                    | 152,052                                    | 50.1                           | 149,364                                    | 107,956                                    | 38.4                           | 78,813                                     |
| 89 Ships, boats and floating structures  | 8,484                                      | 6,237                                      | 36.0                           | 43,919                                     | 67,938                                     | -35.4                          | -35,436                                    |
| <b>XVIII Optical, medical or surgical instruments, watches and musical instruments</b>   | <b>80,375</b>                              | <b>113,382</b>                             | <b>-29.1</b>                   | <b>1,493,231</b>                           | <b>1,200,901</b>                           | <b>24.3</b>                    | <b>-1,412,856</b>                          |
| 90 Optical, photographic, cinematographic, measuring, checking, medical or surgical instruments and apparatus; parts and accessories thereof       | 77,456                                     | 110,283                                    | -29.8                          | 1,435,162                                  | 1,160,164                                  | 23.7                           | -1,357,706                                 |
| 91 Clocks and watches and parts thereof  | 1,662                                      | 1,614                                      | 3.0                            | 39,171                                     | 24,723                                     | 58.4                           | -37,509                                    |
| 92 Musical instruments; parts and accessories thereof  | 1,257                                      | 1,485                                      | -15.4                          | 18,898                                     | 16,014                                     | 18.0                           | -17,641                                    |
| <b>XIX Arms and ammunition</b>   | <b>11,361</b>                              | <b>11,026</b>                              | <b>3.0</b>                     | <b>18,389</b>                              | <b>13,552</b>                              | <b>35.7</b>                    | <b>-7,027</b>                              |
| 93 Arms and ammunition; parts and accessories thereof  | 11,361                                     | 11,026                                     | 3.0                            | 18,389                                     | 13,552                                     | 35.7                           | -7,027                                     |
| <b>XX Commodities and different products</b>   | <b>76,929</b>                              | <b>67,322</b>                              | <b>14.3</b>                    | <b>843,353</b>                             | <b>581,565</b>                             | <b>45.0</b>                    | <b>-766,424</b>                            |
| 94 Furniture; bedding, cushions, etc.; lamps and lighting fittings n.e.s.o.i.; illuminated signs, nameplates and the like; prefabricated buildings | 28,390                                     | 25,033                                     | 13.4                           | 383,587                                    | 280,241                                    | 36.9                           | -355,198                                   |
| 95 Toys, games and sports requisites; parts and accessories thereof  | 4,075                                      | 5,561                                      | -26.7                          | 278,927                                    | 170,388                                    | 63.7                           | -274,852                                   |
| 96 Miscellaneous manufactured articles   | 44,465                                     | 36,728                                     | 21.1                           | 180,839                                    | 130,937                                    | 38.1                           | -136,374                                   |
| <b>XXI Works of art, antiques</b>  | <b>2,382</b>                               | <b>120,826</b>                             | <b>-98.0</b>                   | <b>1,898</b>                               | <b>1,335</b>                               | <b>42.2</b>                    | <b>484</b>                                 |
| 97 Works of art, collectors' pieces and antiques   | 2,382                                      | 120,826                                    | -98.0                          | 1,898                                      | 1,335                                      | 42.2                           | 484  |
| <b>Special transactions</b>  | <b>1,255,362</b>                           | <b>678,093</b>                             | <b>85.1</b>                    | <b>716,793</b>                             | <b>482,705</b>                             | <b>48.5</b>                    | <b>538,568</b>                             |
| Transportation fuel supply   | 1,164,897                                  | 609,304                                    | 91.2                           | 222,762                                    | 65,433                                     | 240.4                          | 942,135                                    |
| Supply of ships and aircrafts excluding fuels and lubricants   | 42,177                                     | 23,704                                     | 77.9                           | 18,919                                     | 5,946                                      | 218.2                          | 23,258                                     |
| Simplified exports and imports   | s  | -  | s                              | -  | -  | -                              | s  |
| Couriers   | 47,003                                     | 43,960                                     | 6.9                            | 474,579                                    | 410,833                                    | 15.5                           | -427,575                                   |
| Samples  | s  | 1,125                                      | s                              | 534  | 494  | 8.1                            | s  |

Source: INDEC, National Directorate of External Sector Statistics and International Accounts.

**Table 6. Exports by main groups of commodities according to the Harmonized System (HS) code**

| Groups of commodities   | Cumulative value          | Cumulative value          | Year-on-year percentage change |
|---|---------------------------|---------------------------|--------------------------------|
|   | Jan-Sep 2022 <sup>e</sup> | Jan-Sep 2021 <sup>f</sup> |                                |
|   | Millions of dollars       |                           | %                              |
| <b>Total</b>  | <b>67,131</b>             | <b>58,294</b>             | <b>15.2</b>                    |
| 230400 Oilcake and other solid residues, whether or not ground or in the form of pellets, resulting from the extraction of soya-bean oil  | 8,919                     | 9,383                     | -4.9                           |
| 100590 Maize (excluding seed for sowing)  | 7,766                     | 6,964                     | 11.5                           |
| 150710 Crude soya-bean oil, whether or not degummed   | 5,224                     | 5,257                     | -0.6                           |
| 100199 Wheat and meslin (excluding seed for sowing, and durum wheat)  | 3,887                     | 2,098                     | 85.3                           |
| 870421 Motor vehicles for the transport of goods, with compression-ignition internal combustion piston engine diesel or semi-diesel engine of a gross vehicle weight <= 5 t   | 3,125                     | 2,781                     | 12.4                           |
| 270900 Petroleum oils and oils obtained from bituminous minerals, crude   | 2,798                     | 1,185                     | 136.1                          |
| 020230 Frozen, boneless meat of bovine animals  | 1,932                     | 1,287                     | 50.1                           |
| 710812 Gold, including gold plated with platinum, unwrought, for non-monetary purposes (excluding gold in powder form)  | 1,648                     | 1,381                     | 19.3                           |
| 120190 Soya beans, whether or not broken (excluding seed for sowing)  | 1,503                     | 2,582                     | -41.8                          |
| 382600 Biodiesel and mixtures thereof, not containing or containing < 70% by weight of petroleum oils or oils obtained from bituminous minerals   | 1,363                     | 1,259                     | 8.3                            |
| 151211 Crude sunflower-seed or safflower oil  | 1,159                     | 801                       | 44.7                           |
| 100390 Barley (excluding seed for sowing)   | 1,054                     | 540                       | 95.0                           |
| 870322 Motor cars and other motor vehicles principally designed for the transport of <10 persons, including station wagons and racing cars, with only spark-ignition internal combustion reciprocating piston engine of a cylinder capacity > 1,000 cm <sup>3</sup> but <= 1,500 cm <sup>3</sup>  | 802                       | 483                       | 66.0                           |
| 030617 Frozen shrimps and prawns, even smoked, whether in shell or not, including shrimps and prawns in shell, cooked by steaming or by boiling in water (excluding cold-water shrimps and prawns)  | 713                       | 915                       | -22.1                          |
| 020130 Fresh or chilled bovine meat, boneless   | 668                       | 566                       | 18.0                           |
| 271012 Light oils and preparations, of petroleum or bituminous minerals   | 590                       | 519                       | 13.7                           |
| 120242 Groundnuts, shelled, whether or not broken (excluding seed for sowing, roasted or otherwise cooked)  | 577                       | 596                       | -3.2                           |
| 220421 Wine of fresh grapes, including fortified wines, and grape must whose fermentation has been arrested by the addition of alcohol, in containers of <= 2 l (excluding sparkling wine)  | 570                       | 561                       | 1.6                            |
| 870333 Motor cars and other motor vehicles principally designed for the transport of <10 persons, including station wagons and racing cars, with only diesel engine of a cylinder capacity > 2,500 cm <sup>3</sup>  | s                         | s                         | s                              |
| 040221 Milk and cream in solid forms, of a fat content by weight of > 1.5%, unsweetened   | 463                       | 339                       | 36.6                           |
| 283691 Lithium carbonates   | s                         | s                         | s                              |
| 271121 Natural gas in gaseous state   | 415                       | 57                        | ///                            |
| 100790 Grain sorghum (excluding for sowing)   | 414                       | 428                       | -3.3                           |
| 710691 Silver, including silver plated with gold or platinum, unwrought (excluding silver in powder form)   | 390                       | 329                       | 18.5                           |
| 150790 Soya-bean oil and its fractions, whether or not refined (excluding chemically modified and crude)  | 360                       | 197                       | 82.7                           |
| 230250 Bran, sharps and other residues of leguminous plants, whether or not in the form of pellets, derived from sifting, milling or other working  | 318                       | 244                       | 30.3                           |
| 760110 Aluminium, not alloyed, unwrought  | s                         | s                         | s                              |
| 030743 Cuttle fish and squid, frozen, with or without shell   | 301                       | 240                       | 25.4                           |
| 110710 Malt (excluding roasted)   | 287                       | 204                       | 41.4                           |
| 300490 Medicaments consisting of mixed or unmixed products for therapeutic or prophylactic purposes, put up in measured doses including those for transdermal administration or in forms or packings for retail sale (excluding containing antibiotics, hormones or steroids used as hormones, alkaloids, provitamins, vitamins, their derivatives or antimalarial active principles) | 278                       | 257                       | 8.2                            |
| 840820 Engines of a kind used for the propulsion of vehicles of chapter 87  | 250                       | 200                       | 25.0                           |
| 730429 Casing and tubing, seamless, of iron or steel, of a kind used in drilling for oil or gas (excluding products of cast iron)   | 248                       | s                         | s                              |
| 870321 Motor cars and other motor vehicles principally designed for the transport of <10 persons, including station wagons and racing cars, with only spark-ignition internal combustion reciprocating piston engine of a cylinder capacity <= 1,000 cm <sup>3</sup> (excluding vehicles for travelling on snow and other specially designed vehicles of subheading 8703.10)          | 240                       | 0                         | ///                            |
| 870323 Motor cars and other motor vehicles principally designed for the transport of <10 persons, including station wagons and racing cars, with only spark-ignition internal combustion reciprocating piston engine of a cylinder capacity > 1,500 cm <sup>3</sup> but <= 3,000 cm <sup>3</sup>  | 238                       | 266                       | -10.5                          |
| 410441 Full grains leather, unsplit and grain splits leather, in the dry state crust, of hides and skins of bovine including buffalo or equine animals, without hair on (excluding further prepared)  | 230                       | 196                       | 17.3                           |
| 271311 Petroleum coke, non-calcined   | 227                       | 90                        | 152.2                          |
| 760120 Unwrought aluminium alloys   | 226                       | 172                       | 31.4                           |
| 870840 Gear boxes and parts thereof, for tractors, motor vehicles for the transport of ten or more persons, motor cars and other motor vehicles principally designed for the transport of persons, motor vehicles for the transport of goods and special purpose motor vehicles, n.e.s.( <sup>1</sup> )   | 223                       | 249                       | -10.8                          |
| 271112 Propane, liquefied   | 216                       | 138                       | 56.5                           |
| 261610 Silver ores and concentrates   | s                         | s                         | s                              |
| 071333 Dried, shelled kidney beans Phaseolus vulgaris, whether or not skinned or split  | 212                       | 241                       | -12.0                          |
| 880240 Aeroplanes and other powered aircraft of an of an unladen weight > 15,000 kg (excluding helicopters and dirigibles)  | s                         | s                         | s                              |
| 230630 Oilcake and other solid residues, whether or not ground or in the form of pellets, resulting from the extraction of sunflower seeds  | 208                       | 167                       | 24.6                           |
| 040900 Natural honey  | 206                       | 188                       | 9.6                            |
| 200410 Potatoes, prepared or preserved otherwise than by vinegar or acetic acid, frozen   | 198                       | 161                       | 23.0                           |
| 271019 Medium oils and preparations, of petroleum or bituminous minerals, not containing biodiesel, n.e.s.  | 188                       | 93                        | 102.2                          |
| 080830 Fresh pears  | 186                       | 205                       | -9.3                           |
| 020714 Frozen cuts and edible offal of fowls of the species Gallus domesticus   | 183                       | 156                       | 17.3                           |
| 271113 Butanes, liquefied (excluding of a purity of >= 95% of N-butane or isobutane)  | 172                       | 100                       | 72.0                           |
| 382319 Fatty acids, industrial, monocarboxylic; acid oils from refining (excluding stearic acid, oleic acid and tall oil fatty acids)   | 166                       | 135                       | 23.0                           |
| <b>Others</b>   | <b>14,125</b>             | <b>12,807</b>             | <b>10.3</b>                    |

(<sup>1</sup>) Not elsewhere specified.

Source: INDEC, National Directorate of External Sector Statistics and International Accounts.

**Table 7. Imports by main groups of commodities according to the Harmonized System (HS) code**

| Groups of commodities |   | Cumulative value    | Cumulative value | Year-on-year percentage change |
|-----------------------|---|---------------------|------------------|--------------------------------|
|                       |   | Jan-Sep 2022*       | Jan-Sep 2021*    |                                |
|                       |   | Millions of dollars |                  | %                              |
| <b>Total</b>          |   | <b>64,520</b>       | <b>45,954</b>    | <b>40.4</b>                    |
| 271019                | Medium oils and preparations, of petroleum or bituminous minerals, not containing biodiesel, n.e.s.(1)  | 5,077               | 1,660            | 205.8                          |
| 271111                | Natural gas, liquefied  | 2,567               | 1,101            | 133.2                          |
| 120190                | Soya beans, whether or not broken (excluding seed for sowing)   | 1,978               | 2,207            | -10.4                          |
| 271121                | Natural gas in gaseous state  | 1,370               | 749              | 82.9                           |
| 851770                | Parts of telephone sets, telephones for cellular networks or for other wireless networks and of other apparatus for the transmission or reception of voice, images or other data, n.e.s.  | 1,356               | 932              | 45.5                           |
| 271012                | Light oils and preparations, of petroleum or bituminous minerals  | 845                 | 200              | 322.5                          |
| 293139                | Separate chemically defined organo-phosphorous derivatives, n.e.s.  | 752                 | 391              | 92.3                           |
| 300490                | Medicaments consisting of mixed or unmixed products for therapeutic or prophylactic purposes, put up in measured doses including those for transdermal administration or in forms or packings for retail sale (excluding containing antibiotics, hormones or steroids used as hormones, alkaloids, provitamins, vitamins, their derivatives or antimalarial active principles)          | 723                 | 640              | 13.0                           |
| 310540                | Ammonium dihydrogenorthophosphate monoammonium phosphate, whether or not mixed with diammonium hydrogenorthophosphate diammonium phosphate (excluding that in tablets or similar forms, or in packages with a gross weight of <= 10 kg)   | 666                 | 417              | 59.7                           |
| 870323                | Motor cars and other motor vehicles principally designed for the transport of <10 persons, including station wagons and racing cars, with only spark-ignition internal combustion reciprocating piston engine of a cylinder capacity > 1,500 cm <sup>3</sup> but <= 3,000 cm <sup>3</sup>   | 631                 | 691              | -8.7                           |
| 870840                | Gear boxes and parts thereof, for tractors, motor vehicles for the transport of ten or more persons, motor cars and other motor vehicles principally designed for the transport of persons, motor vehicles for the transport of goods and special purpose motor vehicles, n.e.s.  | 620                 | 523              | 18.5                           |
| 300220                | Vaccines for human medicine   | 606                 | 837              | -27.6                          |
| 310210                | Urea, whether or not in aqueous solution (excluding that in pellet or similar forms, or in packages with a gross weight of <= 10 kg)  | 603                 | 468              | 28.8                           |
| 870322                | Motor cars and other motor vehicles principally designed for the transport of <10 persons, including station wagons and racing cars, with only spark-ignition internal combustion reciprocating piston engine of a cylinder capacity > 1,000 cm <sup>3</sup> but <= 1,500 cm <sup>3</sup>   | 602                 | 401              | 50.1                           |
| 851762                | Machines for the reception, conversion and transmission or regeneration of voice, images or other data, including switching and routing apparatus (excluding telephone sets, telephones for cellular networks or for other wireless networks)   | 597                 | 487              | 22.6                           |
| 300215                | Immunological products, put up in measured doses or in forms or packings for retail sale  | 593                 | 429              | 38.2                           |
| 870829                | Parts and accessories of bodies for tractors, motor vehicles for the transport of ten or more persons, motor cars and other motor vehicles principally designed for the transport of persons, motor vehicles for the transport of goods and special purpose motor vehicles (excluding bumpers and parts thereof and safety seat belts)  | 581                 | 440              | 32.0                           |
| 271600                | Electrical energy   | 550                 | 230              | 139.1                          |
| 852990                | Parts suitable for use solely or principally with transmission and reception apparatus for radio-broadcasting or television, television cameras,digital cameras, video camera recorders, radar apparatus, radio navigational aid apparatus or radio remote control apparatus, monitors and projectors, n.e.s. (excluding for aerials and aerial reflectors of all kinds)                | 540                 | 411              | 31.4                           |
| 847130                | Data-processing machines, automatic, portable, weighing <= 10 kg, consisting of at least a central processing unit, a keyboard and a display (excluding peripheral units)   | 511                 | 442              | 15.4                           |
| 260112                | Agglomerated iron ores and concentrates (excluding roasted iron pyrites)  | 483                 | 680              | -29.0                          |
| 270112                | Bituminous coal, whether or not pulverised, non-agglomerated  | 469                 | 153              | 206.5                          |
| 840820                | Compression-ignition internal combustion piston engine diesel or semi-diesel engine, for the propulsion of vehicles of chapter 87   | 446                 | 425              | 4.9                            |
| 840999                | Parts suitable for use solely or principally with compression-ignition internal combustion piston engine diesel or semi-diesel engine, n.e.s.   | 420                 | 339              | 23.9                           |
| 870899                | Parts and accessories, for tractors, motor vehicles for the transport of ten or more persons, motor cars and other motor vehicles principally designed for the transport of persons, motor vehicles for the transport of goods and special purpose motor vehicles, n.e.s.   | 406                 | 293              | 38.6                           |
| 380893                | Herbicides, anti-sprouting products and plant-growth regulators, put up in forms or packings for retail sale or as preparations or articles (excluding goods of subheading 3808.59)   | 290                 | 252              | 15.5                           |
| 293339                | Heterocyclic compounds with nitrogen hetero-atom[s] only, containing an unfused pyridine ring, whether or not hydrogenated  | 287                 | 229              | 25.9                           |
| 870850                | Drive-axles with differential, whether or not provided with other transmission components, and non-driving axles, and parts thereof, for tractors, motor vehicles for the transport of ten or more persons, motor cars and other motor vehicles principally designed for the transport of persons, motor vehicles for the transport of goods and special purpose motor vehicles, n.e.s. | 273                 | 217              | 25.8                           |
| 871120                | Motorcycles, including mopeds, with reciprocating internal combustion piston engine of a cylinder capacity > 50 cm <sup>3</sup> but <= 250 cm <sup>3</sup>  | 264                 | 185              | 42.7                           |
| 390110                | Polyethylene with a specific gravity of < 0.94, in primary forms  | 263                 | 192              | 37.0                           |
| 281820                | Aluminium oxide (excluding artificial corundum)   | 247                 | 136              | 81.6                           |
| 310559                | Mineral or chemical fertilisers containing the two fertilising elements nitrogen (excluding nitrate) and phosphorus but not nitrates (excluding ammonium dihydrogenorthophosphate "monoammonium phosphate", diammonium hydrogenorthophosphate "diammonium phosphate" in tablets or similar forms, or in packages with a gross weight of <= 10 kg)                                       | 241                 | 143              | 68.5                           |
| 392690                | Articles of plastics and articles of other materials of heading 3901 to 3914, n.e.s (excluding goods of 9619)   | 236                 | 192              | 22.9                           |
| 310530                | Diammonium hydrogenorthophosphate "diammonium phosphate" (excluding that in tablets or similar forms, or in packages with a gross weight of <= 10 kg)   | 233                 | 191              | 22.0                           |
| 080390                | Fresh or dried bananas (excluding plantains)  | 228                 | 184              | 23.9                           |

(continued)

**Table 7. (concluded)**

| Groups of commodities |   | Cumulative value    | Cumulative value | Year-on-year percentage change |
|-----------------------|---|---------------------|------------------|--------------------------------|
|                       |   | Jan-Sep 2022*       | Jan-Sep 2021*    |                                |
|                       |   | Millions of dollars |                  | %                              |
| 848180                | Appliances for pipes, boiler shells, tanks, vats or the like (excluding pressure-reducing valves, valves for the control of pneumatic power transmission, check non-return valves and safety or relief valves)  | 224                 | 166              | 34.9                           |
| 854430                | Ignition wiring sets and other wiring sets for vehicles, aircraft or ships  | 220                 | 161              | 36.6                           |
| 854370                | Electrical machines and apparatus, having individual functions, n.e.s. in chapter 85  | 214                 | 88               | 143.2                          |
| 847180                | Units for automatic data-processing machines (excluding processing units, input or output units and storage units)  | 214                 | 178              | 20.2                           |
| 382499                | Chemical products and preparations of the chemical or allied industries, including those consisting of mixtures of natural products, n.e.s.   | 209                 | 169              | 23.7                           |
| 841199                | Parts of gas turbines, n.e.s.   | 208                 | 85               | 144.7                          |
| 870830                | Brakes and servo-brakes and their parts, for tractors, motor vehicles for the transport of ten or more persons, motor cars and other motor vehicles principally designed for the transport of persons, motor vehicles for the transport of goods and special purpose motor vehicles, n.e.s. | 205                 | 160              | 28.1                           |
| 390120                | Polyethylene with a specific gravity of $\geq 0.94$ , in primary forms  | 200                 | 139              | 43.9                           |
| 260111                | Non-agglomerated iron ores and concentrates (excluding roasted iron pyrites)  | 198                 | 170              | 16.5                           |
| 840734                | Spark-ignition reciprocating piston engine, of a kind used for vehicles of chapter 87, of a cylinder capacity $> 1,000$ cm <sup>3</sup>   | 197                 | 141              | 39.7                           |
| 390690                | Acrylic polymers, in primary forms (excluding poly "methyl methacrylate")   | 197                 | 148              | 33.1                           |
| 903289                | Regulating or controlling instruments and apparatus (excluding hydraulic or pneumatic, manostats, thermostats, and taps, cocks and valves of heading 8481)  | 196                 | 140              | 40.0                           |
| 870120                | Road tractors for semi-trailers   | 193                 | 198              | -2.5                           |
| 847330                | Parts and accessories of automatic data-processing machines or for other machines of heading 8471, n.e.s.   | 187                 | 178              | 5.1                            |
| 870421                | Motor vehicles for the transport of goods, G.V.W. not exceeding 5 metric tons   | 187                 | 155              | 20.6                           |
| <b>Others</b>         |   | <b>34,920</b>       | <b>26,216</b>    | <b>33.2</b>                    |

(1) Not elsewhere specified.

Source: INDEC, National Directorate of External Sector Statistics and International Accounts.

## Economic areas

**Southern Common Market (Mercosur):** Argentina; Brazil; Paraguay; Uruguay; Venezuela (Bolivarian Republic of) and free trade zones.

**Chile:** includes free trade zones.

**Rest of the Latin American Integration Association (Rest of ALADI):** Bolivia (Plurinational State of); Colombia; Cuba; Ecuador; Peru and free trade zones.

**Central American Integration System (SICA):** Belize; Costa Rica; Dominican Republic; El Salvador; Guatemala; Honduras; Nicaragua; Panama and free trade zones.

**USMCA (formerly NAFTA):**<sup>1</sup> Canada; Mexico; and the United States of America (includes Puerto Rico and linked territories in America and Oceania).

**European Union (EU):**<sup>2</sup> Austria; Belgium; Bulgaria; Croatia; Cyprus; Czechia; Denmark; Estonia; Finland; Germany; Greece; Hungary; Ireland; Italy; Latvia; Lithuania; Luxembourg; Malta; Netherlands; Poland; Portugal; Romania; Slovakia; Slovenia; Spain (includes Canary Islands); and Sweden.

**United Kingdom:** includes Northern Ireland.

**Association of Southeast Asian Nations (ASEAN):** Brunei Darussalam; Cambodia; Indonesia; Laos; Malaysia; Myanmar; Philippines; Singapore; Thailand; and Viet Nam.

**China:** includes Hong Kong and Macao.

**Commonwealth of Independent States (CIS):** Armenia; Belarus; Kazakhstan; Kyrgyzstan; Republic of Moldova; Russian Federation; Tajikistan; Turkmenistan; and Uzbekistan.

**Middle East:** Bahrain; Iran; Iraq; Israel; Jordan; Kuwait; Lebanon; Oman; Qatar; Saudi Arabia; Syrian Arab Republic and Palestine; Yemen; and United Arab Emirates.

**Egypt and the Arab Maghreb Union:** Algeria; Egypt; Libya; Morocco; Mauritania; and Tunisia.

**South Africa Customs Union (SACU):** Botswana; Lesotho; Namibia; South Africa; and Eswatini.

**Oceania:** Australia; British territory (Pitcairn Islands); Fiji; Kiribati; Federated States of Micronesia; Marshall Islands; Nauru; New Zealand; Northern Mariana Islands; Palau; Papua New Guinea; Solomon Islands; Samoa; territories linked to Australia; territories linked to France; territories linked to New Zealand; Tonga; Tuvalu; and Vanuatu.

<sup>1</sup> The United States-Mexico-Canada Agreement (USMCA), which entered into force on 1 July 2020, replacing NAFTA.

<sup>2</sup> As of February 2020, the European Union consists of 27 member states. The data for the United Kingdom are presented separately.